

Shielded Surface Mount Inductors

Model HA73E

Features and Benefits

- Operating Temperature Range -50°C to +155°C
- Temperature Rise, Maximum 40°C
- AEC-Q200 (Grade 0) CERTIFIED
- RoHS Compliant

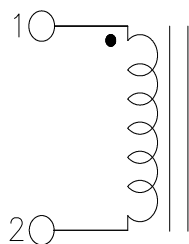


Specifications @ 25°C

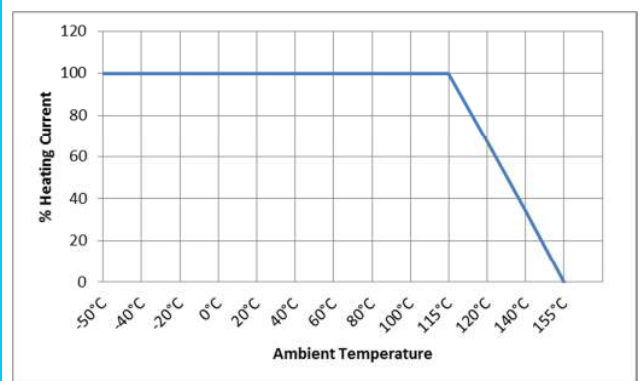
Part Number	Inductance 100kHz 0.1V		I _{rated} ⁽¹⁾ Rated Current Amps	Heating ⁽²⁾ Current Amps	I _{sat} ⁽³⁾ Saturation Current Amps	DC Resistance	
	@ 0A _{dc} μH ± 20%	@ I _{rated} μH Typ				mΩ Typ	mΩ Max
HA73E-10R22LFTR	0.22	0.19	65.0	39.0	95.0	0.80	1.00
HA73E-10R47LFTR	0.47	0.38	48.0	30.0	67.0	1.00	1.30
HA73E-101R0LFTR	1.00	0.80	28.0	18.0	40.0	2.56	2.75
HA73E-101R5LFTR	1.50	1.20	26.0	17.0	36.0	3.85	5.00
HA73E-103R3LFTR	3.30	2.64	18.0	10.0	24.0	7.65	10.0
HA73E-104R7LFTR	4.70	3.76	15.0	8.1	20.0	12.5	16.5

- Notes: (1) The rated current is the approximate current at which inductance will be decreased by 20% from its initial (zero DC) value.
 (2) The Heating Current is the DC current which causes the component temperature to increase by approximately 40°C. This current is determined by soldering the component on a typical application PCB, and then applying the current to the component for 30 minutes.
 (3) I_{sat} is the saturation current at which inductance rolls off approximately 30% from its initial unbiased inductance value.
 (4) PC Board layout, proximity of other components, trace size and airflow will affect temperature rise and must be considered when selecting an inductor.

Electrical Schematic



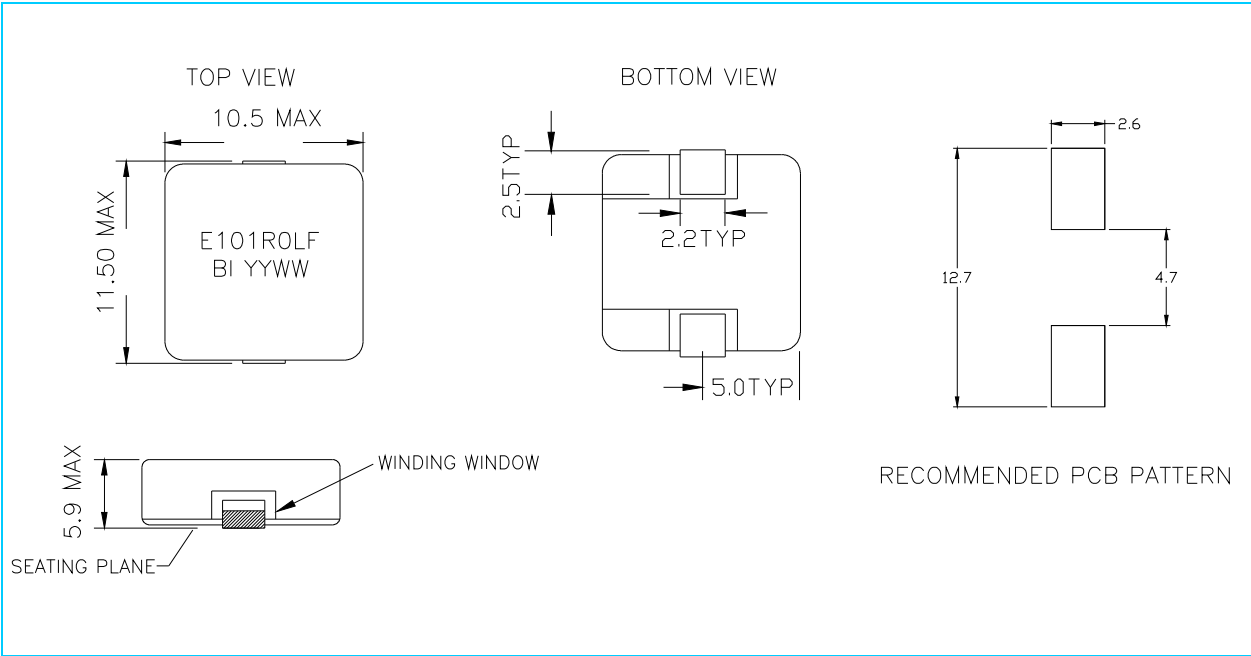
Derating Curve



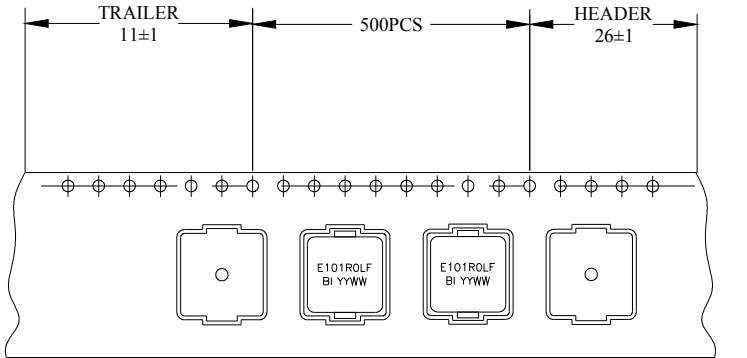
General Note

TT Electronics reserves the right to make changes in product specification without notice or liability. All information is subject to TT Electronics' own data and is considered accurate at time of going to print.

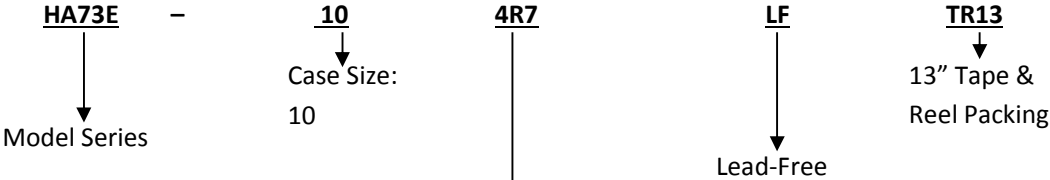
Mechanical Outline Dimensions (mm)



Packing / Ordering Information



1 reel	500 pcs
1 shipping carton	6 reels or 3000 pcs



Inductance Code:
 First 2 digits are significant. Last digit denotes the number of trailing zeros. For values below 10µH, "R" denotes the decimal point.

General Note

TT Electronics reserves the right to make changes in product specification without notice or liability. All information is subject to TT Electronics' own data and is considered accurate at time of going to print.