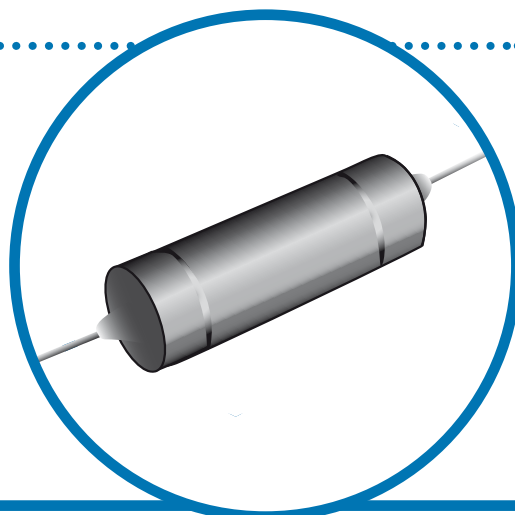


Beryllia Core, Silicone Coated Power Resistors MIL-R-26 (RW) & Commercial Industrial Styles

B Series

- High power dissipation in a small size
- High Temperature flame resistance conformal coating
- High Temperature Operation-to 350 °C
- Highly thermally conductive resistor core



OBSOLETE

Electrical Data

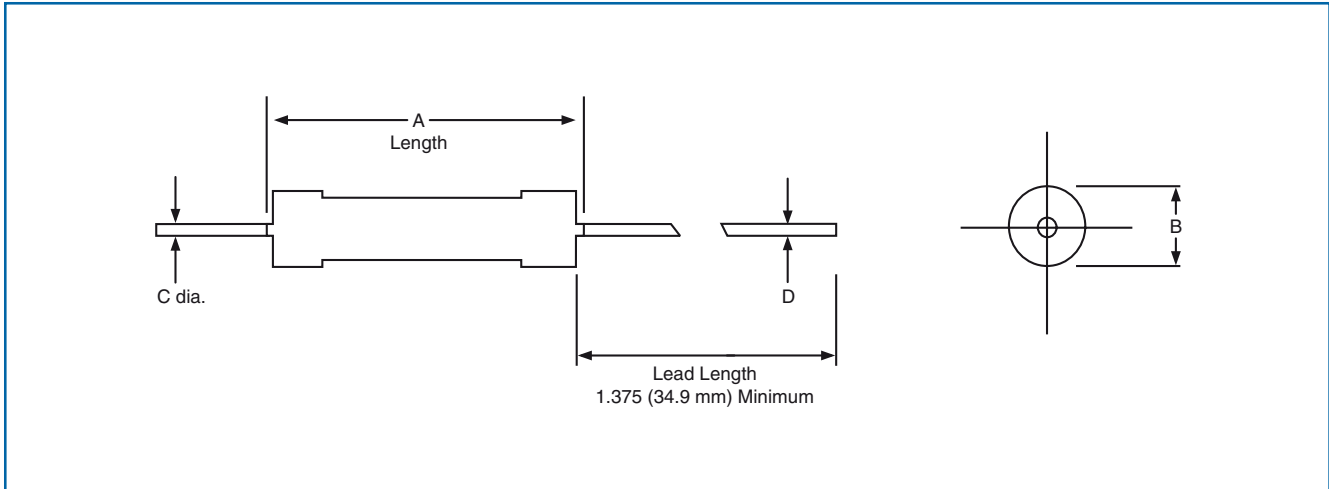
Heat Dissipation	Beryllia core provides finest possible pattern
Power Rating	Up to 4x higher than conventional resistors, depending upon physical size
Power to Size Ratio	35% to 400% greater than standard silicone coated types
Wattage	1 watt to 18 watts
Standard Temperature Coefficients	$\pm 20 \text{ ppm/}^\circ\text{C}$ 10 Ω up $\pm 50 \text{ ppm/}^\circ\text{C}$ 1 Ω to 9.9 Ω $\pm 400 \text{ ppm/}^\circ\text{C}$ 0.5 Ω to 0.499 Ω $\pm 650 \text{ ppm/}^\circ\text{C}$ 0.1 Ω to 0.499 Ω
Special Temperature Coefficients	22 special T.C.'s available from -20 ppm to +6000 ppm
Tolerance	$\pm 1\%$ to + 0.1%
Resistance Values	From .1 to 150K
Coating	Special high temperature silicone coating, impervious to moisture, salt water immersion, and abrasion
Leads	Tinned copperweld is standard
Dielectric Strength	500 volts AC for B-1, B-2, B-3; all others 1000 volts
Insulation Resistance	5000 megohms minimum dry

General Note

TT electronics reserves the right to make changes in product specification without notice or liability. All information is subject to TT electronics' own data and is considered accurate at time of going to print.

OBSOLETE

Physical Data

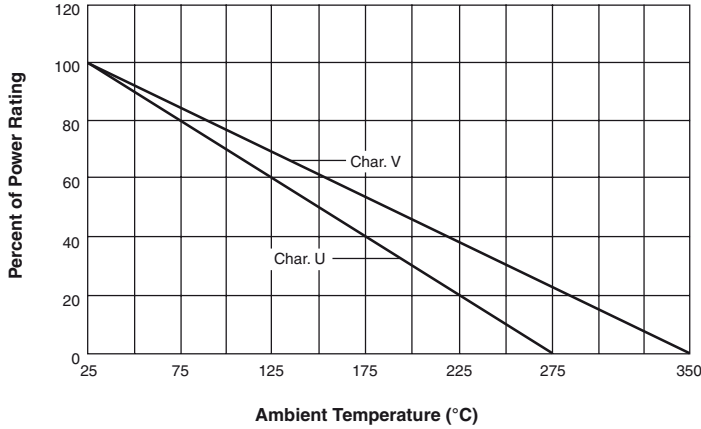


IRC Style	Rated Wattage		Dimensions		Lead Diam. C AWG	IRC Max Resistance	Metric Dimensions		
	U	V	Length A	Diameter B			Dimensions		Lead Dia. C mm
							Length A	Diameter B	
B-1	1.0		.250 ± .032	.085 ± .020	#24	2.0K	6.4 ± 0.8	2.2 + 0.5	0.5
B-2	1.5	2.0	.312 ± .062	.078 ± .032	#24	3.4K	7.9 ± 1.6	2.0 + .08	0.5
B-3	2.25	2.75	.406 ± .032	.094 ± .032	#24	6.5K	10.3 ± 0.8	2.4 + .08	0.5
B-5	4.0	5.0	.562 ± .062	.188 ± .032	#20	22K	14.3 ± 1.6	4.8 + .08	0.8
B-5A	4.5	6.5	.812 ± .062	.188 ± .032	#20	34K	20.6 ± 1.6	4.8 + .08	0.8
B-5C	5.0	7.0	.500 ± .062	.218 ± .032	#18	18K	12.7 ± 1.6	5.5 + .08	1.0
B-6	6.0	8.0	.625 ± .062	.250 ± .032	#18	40K	15.7 ± 1.6	6.4 + .08	1.0
B-10	7.0	10.0	.875 ± .062	.312 ± .032	#18	54K	22.2 ± 1.6	7.9 + .08	1.0
B-12	10.0	12.0	1.218 ± .062	.312 ± .032	#18	75K	31 ± 1.6	7.9 + .08	1.0
B-15	15.0	18.0	1.780 ± .062	.375 ± .032	#18	150K	45.2 ± 1.6	7.9 + .08	1.0

General Note

TT electronics reserves the right to make changes in product specification without notice or liability.
All information is subject to TT electronics' own data and is considered accurate at time of going to print.

Power Derating Curve



Derating

Ambient Temperature: Operating temperature range of -55°C to +350°C.
Higher temperatures require derating as illustrated.

Stability: Resistance change is 1/2 or less than that of conventional power resistors when operated at the same wattage.

Characteristic U

1. 275°C maximum hot spot temperature.
2. 5% maximum ΔR for 2000 hour load life.

Characteristic V:

1. 350°C maximum hot spot temperature.
2. 3% maximum ΔR for 2000 hour load life.

General Note

TT electronics reserves the right to make changes in product specification without notice or liability.
All information is subject to TT electronics' own data and is considered accurate at time of going to print.