


## Precision High-Voltage Thick Film Resistors

### CGX Series

- 1/2W and 1W
- TC of 50 and 100 ppm/°C
- ±1%, ±2%, or ±5% tolerance
- 500K ohm to 1.5 gig ohm range

**OBSOLETE**



All Pb-free parts comply with EU Directive 2011/65/EU amended by (EU) 2015/863 (RoHS3)

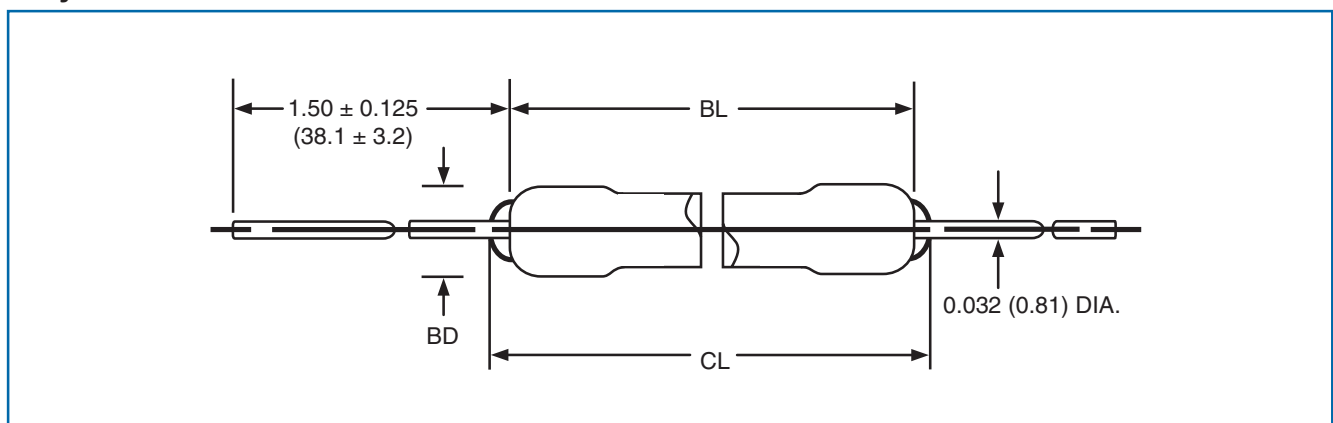
### Electrical Data

IRC Type	Power Rating at 70°C (W)	Voltage Rating (Volts)	Resistance Range* (Ohms)	Tolerance (±%)	Maximum <sup>1</sup> TCR (±ppm/°C)	VCR (ppm/V)	Average Weight (gm)	Maximum Weight (gm)
CGX - 1/2	1/2	3000	500K to 1000M	1, 2, 5	50, 100	0 to -5	0.85	0.98
CGX - 1	1	5000	1M to 1500M	1, 2, 5	50, 100	0 to -5	1.10	1.27

**Note:**

1. Above 500 meg; only 100ppm/°C available

### Physical Data



Dimensions (Inches and (mm))

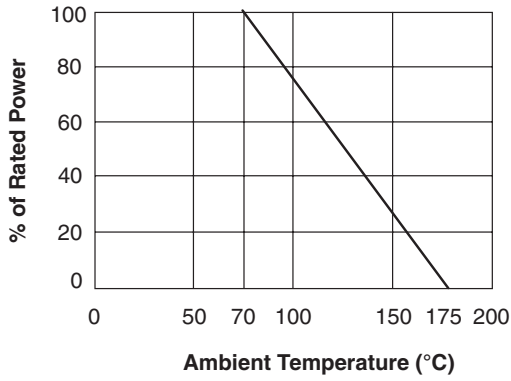
IRC Type	Body Length (BL)	Body Diameter (BD)	Clean Lead to Clean Lead (CL)
CGX - 1/2	0.685 ± 0.031 (17.40 ± 0.79)	0.140 ± 0.016 (3.55 ± 0.41)	0.810 (20.57)
CGX - 1	1.062 ± 0.062 (26.97 ± 1.57)	0.140 ± 0.016 (3.55 ± 0.41)	1.185 (30.10)

**General Note**

TT Electronics reserves the right to make changes in product specification without notice or liability. All information is subject to TT Electronics' own data and is considered accurate at time of going to print.

**OBSOLETE**

## Power Derating Chart



## Ordering Data

Sample Part No.....	CGX - 1	100	1006	F	LF
IRC Type.....					
Temperature Coefficient.....					
100 = 100ppm/°C, 50 = 50ppm/°C					
Resistance.....					
Tolerance.....					
F = 1% G = 2% J = 5%					
RoHS Indicator.....					
LF indicates RoHS compliance / Omit this code for SnPb finish					

### General Note

TT Electronics reserves the right to make changes in product specification without notice or liability.  
All information is subject to TT Electronics' own data and is considered accurate at time of going to print.