


E-Beam Welded Shunt 5216

EBW5216

Features:

- Electron-beam welded technology
- Low thermal EMF
- Low measurement inductance
- Robust copper terminals for busbar mounting
- AEC-Q200 qualified



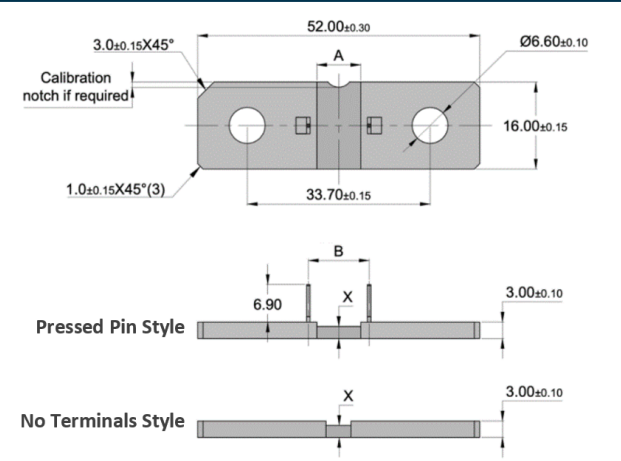
All parts are Pb-free and comply with EU Directive 2011/65/EU amended by (EU) 2015/863 (RoHS3)

Electrical Data

		EBW5216
Power rating at 70°C	W	15
Resistance range	$\mu\Omega$	50 to 100
Resistance tolerance	%	1, 3, 5
TCR (resistive alloy)	ppm/°C	± 20
TCR (measurement)	ppm/°C	± 150
Standard values	$\mu\Omega$	50, 100
Thermal EMF	$\mu V/^\circ C$	<1
Inductance (measurement)	nH	<5
Surge energy capacity	J	L050: 60, L100: 120
Ambient temperature range	°C	-65 to +170

Physical Data

Dimensions in mm and weight in g				
Resistance Value ($\mu\Omega$)	A ± 0.5	B ± 0.2	X ± 0.2	Wt. nom.
50	4.5	7.6	2.2	UNT: 19.72 PNT: 19.74 UPP: 19.83 PPP: 19.85
100	8.1	11.2	2.2	UNT: 19.24 PNT: 19.26 UPP: 19.36 PPP: 19.37



Construction

A manganese alloy resistance element is e-beam welded between two copper terminations.

Marking

The components are unmarked.

Plating

The component can be supplied with bare copper current terminals or with tin over nickel plating.

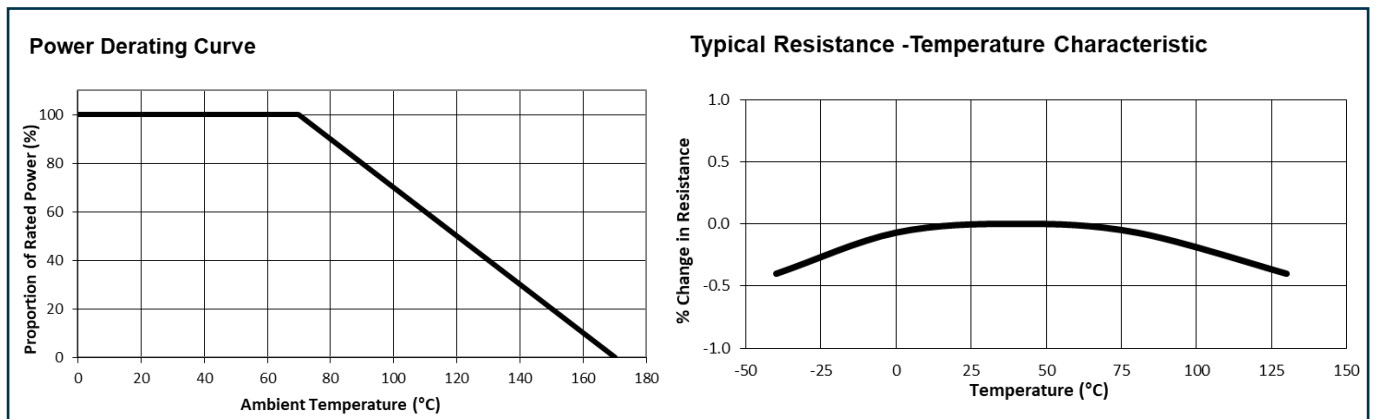
General Note

TT Electronics reserves the right to make changes in product specification without notice or liability. All information is subject to TT Electronics' own data and is considered accurate at time of going to print.

Performance Data

Test	Methods	±ΔR% max.
Load Life	1000 hours, cyclic load at Pr	1
Short Term Overload	5 seconds, 5 × Pr	1
High Temperature Exposure	1000 hours, +170°C	1
Temperature Cycle	1000 cycles, -55 to +150°C, 30-minute dwell	0.5
Low Temperature Storage	24 hours, -65°C	0.5
Biased Humidity	1000 hours, 85°C/85%RH, 10% of Pr	0.5
Moisture Resistance	MIL-STD-202 Method 106, no load	0.5
Vibration	MIL-STD-202 Method 204, 5g for 20 mins, 12 cycles, 10 - 2000Hz	0.2
Mechanical Shock	MIL-STD-202 Method 213, 100g for 6ms, half-sine	0.2
Resistance to Solder Heat	MIL-STD-202 Method 210, solder dip 260°C for 10s	0.5
Solderability	J-STD-002	>95% coverage

Thermal Performance



Packaging

EBW5216 shunts in No Terminals style are supplied bulk packed in vacuum sealed plastic bags of 100 pieces. Pressed Pin terminal style parts are tray packed. Recommended storage conditions for packed parts are: temperature 25 to 35°C, humidity 30 to 80% RH.

Ordering Procedure

Example: EBW5216PNT-L050JB (50 micro-ohms ±5%, plated, no terminals, bulk packed, Pb-free)

E	B	W	5	2	1	6	P	N	T	-	L	0	5	0	J	B
1		2			3	4		5			6	7				

1	2	3	4	5	6	7
Type	Size	Finish	Sense Style	Value	Tolerance	Packaging
EBW	5216	P = Sn Plated U = Unplated	NT = No Terminals PP = Pressed Pins	L050 = 50μΩ L100 = 100μΩ	F = ±1% H = ±3% J = ±5%	B = Bulk NT T = Tray PP