


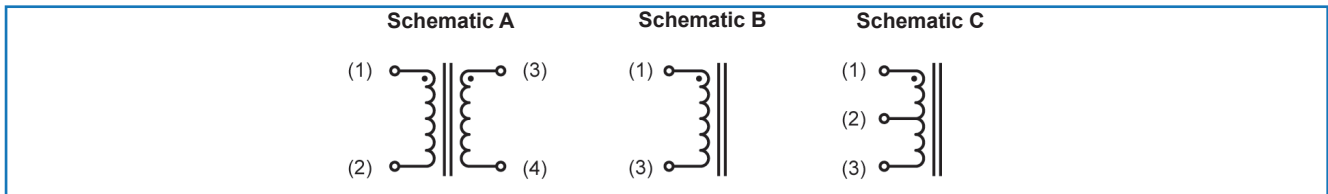
Model HM31

Electrical / Environmental

- Insulation Resistance, Minimum 100 MΩ
- Operating Temperature Range -25°C to +105°C
- Dielectric Withstanding Voltage 4.2 kV Pri to Sec
- RoHS Compliant



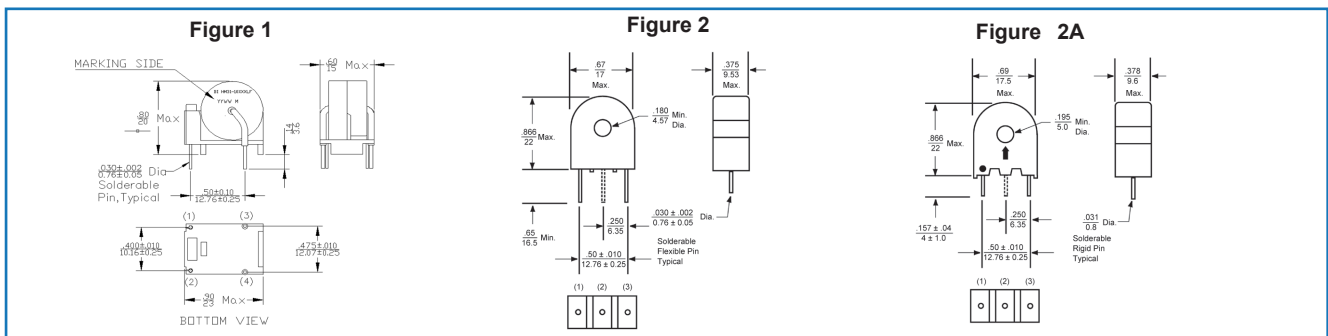
Schematics



Specifications @ 25°C / Packaging

Part Number	Turns ratio ±1% or ±1 turn whichever is greater	Secondary Inductance @ 10 kHz mH min.	Secondary DC Resistance Ω Max.	Schematic	Figure	Secondary V-μS Max.	Current 1 Turn Primary Amps	Carton Box Quantity (Units)
HM31-10050LF	1:50	5	0.7	A	1	300	5	360
HM31-10100LF	1:100	20	1.4	A	1	600	5	360
HM31-20050LF	1:50	5	0.7	B	2	330	20	600
HM31-20100LF	1:100	20	1.4	B	2	660	20	600
HM31-20200LF	1:200	85	4.5	B	2	1,300	20	600
HM31-21050LF	1:25:25	1.3	0.7	C	2	150	20	600
HM31-21100LF	1:50:50	5	1.4	C	2	330	20	600
HM31-21200LF	1:100:100	20	4.5	C	2	660	20	600
HM31-20050LLF	1:50	5	0.7	B	2A	330	20	900
HM31-20100LLF	1:100	20	1.4	B	2A	660	20	900
HM31-20200LLF	1:200	85	4.5	B	2A	1,300	20	900
HM31-21050LLF	1:25:25	1.3	0.7	C	2A	150	20	900
HM31-21100LLF	1:50:50	5	1.4	C	2A	330	20	900
HM31-21200LLF	1:100:100	20	4.5	C	2A	660	20	900

Outline Dimensions (Inch/mm)



General Note

TT Electronics reserves the right to make changes in product specification without notice or liability. All information is subject to TT Electronics' own data and is considered accurate at time of going to print.