


## Axially Leaded Miniature Power Inductors

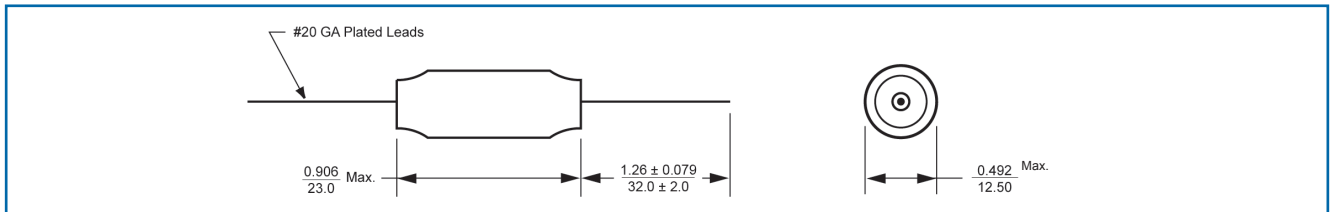
### Model HM51

#### Features and Benefits

- Inductance Range 3.9 $\mu$ H to 10,000 $\mu$ H
- Standard Tolerance  $\pm 10\%$
- Operating Temperature Range -55C to +105°C
- RoHS Compliant



### Outline Dimensions (Inch / mm)



### Specification @ 25°C

Part Number	Inductance Nominal <sup>(1)</sup> $\mu$ H $\pm 10\%$	DC Resistance $\Omega$ Max.	Rated IDC <sup>(2)</sup> Amps	INCR IDC <sup>(3)</sup> Amps	Part Number	Inductance Nominal <sup>(1)</sup> $\mu$ H $\pm 10\%$	DC Resistance $\Omega$ Max.	Rated IDC <sup>(2)</sup> Amps	INCR IDC <sup>(3)</sup> Amps
HM51-3R9KLF	3.9	0.007	8.40	15.5	HM51-221KLF	220	0.162	1.76	1.89
HM51-4R7KLF	4.7	0.008	7.90	13.9	HM51-271KLF	270	0.208	1.55	1.63
HM51-5R6KLF	5.6	0.011	6.70	12.6	HM51-331KLF	330	0.212	1.53	1.51
HM51-6R8KLF	6.8	0.011	6.70	11.6	HM51-391KLF	390	0.281	1.33	1.39
HM51-8R2KLF	8.2	0.013	6.20	9.89	HM51-471KLF	470	0.38	1.15	1.24
HM51-100KLF	10	0.017	5.40	8.70	HM51-561KLF	560	0.42	1.10	1.17
HM51-120KLF	12	0.019	5.10	8.21	HM51-681KLF	680	0.548	0.96	1.05
HM51-150KLF	15	0.022	4.70	7.34	HM51-821KLF	820	0.655	0.87	0.97
HM51-180KLF	18	0.023	4.70	6.64	HM51-102KLF	1,000	0.844	0.77	0.87
HM51-220KLF	22	0.026	4.40	6.07	HM51-122KLF	1,200	1.04	0.70	0.79
HM51-270KLF	27	0.027	4.30	5.36	HM51-152KLF	1,500	1.18	0.65	0.7
HM51-330KLF	33	0.032	4.00	4.82	HM51-182KLF	1,800	1.56	0.57	0.64
HM51-390KLF	39	0.033	3.90	4.36	HM51-222KLF	2,200	2.00	0.50	0.58
HM51-470KLF	47	0.035	3.80	3.98	HM51-272KLF	2,700	2.06	0.50	0.53
HM51-560KLF	56	0.037	3.70	3.66	HM51-332KLF	3,300	2.63	0.44	0.47
HM51-680KLF	68	0.047	3.30	3.31	HM51-392KLF	3,900	2.75	0.43	0.43
HM51-820KLF	82	0.06	2.90	3.10	HM51-472KLF	4,700	3.19	0.40	0.39
HM51-101KLF	100	0.09	2.30	2.79	HM51-562KLF	5,600	3.92	0.36	0.359
HM51-121KLF	120	0.113	2.10	2.54	HM51-682KLF	6,800	5.69	0.30	0.322
HM51-151KLF	150	0.129	2.00	2.22	HM51-822KLF	8,200	6.32	0.28	0.293
HM51-181KLF	180	0.15	1.80	1.98	HM51-103KLF	10,000	7.30	0.26	0.266

Notes:(1) Inductance is measured at 1kHz without DC current.

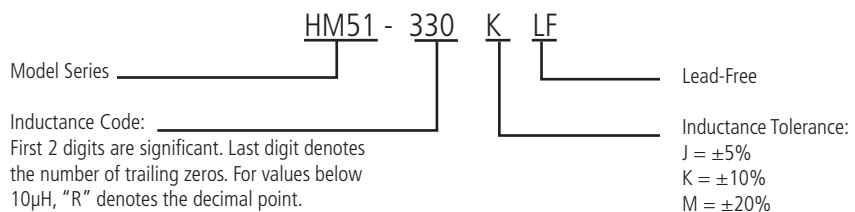
(2) The rated DC current is based on an approximate 20°C temperature rise.

(3) The incremental current (INCR I) is the approximate current at which the inductance will be decreased by 5% from its initial (zero DC) value due to saturation.

### Packaging

Boxes
Standard
Capacity = 800Units

### Ordering Information



#### General Note

TT Electronics reserves the right to make changes in product specification without notice or liability.

All information is subject to TT Electronics' own data and is considered accurate at time of going to print.

# Mouser Electronics

Authorized Distributor

Click to View Pricing, Inventory, Delivery & Lifecycle Information:

## TT Electronics:

[HM51-151KLF](#) [HM51-472KLF](#) [HM51-330KLF](#) [HM51-5R6KLF](#) [HM51-6R8KLF](#) [HM51-822KLF](#) [HM51-821KLF](#)  
[HM51-271KLF](#) [HM51-4R7KLF](#) [HM51-102KLF](#) [HM51-332KLF](#) [HM51-180KLF](#) [HM51-390KLF](#) [HM51-561KLF](#) [HM51-392KLF](#) [HM51-470KLF](#) [HM51-820KLF](#) [HM51-122KLF](#) [HM51-152KLF](#) [HM51-272KLF](#) [HM51-8R2KLF](#) [HM51-222KLF](#)  
[HM51-562KLF](#) [HM51-121KLF](#) [HM51-391KLF](#) [HM51-471KLF](#) [HM51-221KLF](#) [HM51-331KLF](#) [HM51-270KLF](#) [HM51-3R9KLF](#) [HM51-680KLF](#) [HM51-560KLF](#) [HM51-181KLF](#) [HM51-220KLF](#) [HM51-120KLF](#) [HM51-150KLF](#) [HM51-182KLF](#)  
[HM51-103KLF](#) [HM51-101KLF](#) [HM51-100KLF](#) [HM51-682KLF](#) [HM51-681KLF](#)