


Shielded Cube Compact Package Low Cost Inductors

Model HM55

Features and Benefits

- Operating Temperature Range -40°C to +155°C
- Temperature Rise, Maximum 50°C
- Operating Frequency Up to 400kHz
- RoHS Compliant
- Patented US 6,847,280



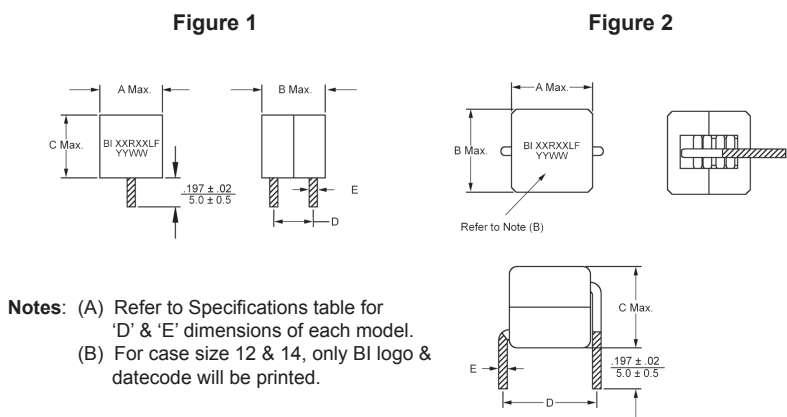
Specifications

Part Number	Inductance			$I_{rated}^{(1)}$ (A dc)	$I_{sat}^{(2)}$ (A dc)	DCR ⁽³⁾ mΩ ± 5%	Dim D. (mm ± 0.5)	Dim. E (mm ± 0.1)	Fig.
	100 kHz @ 0 A dc μH ± 10%	100 kHz, 0.1 V @ I_{rated} μH Min.	μH Typ.						
HM55-12R40LF	0.40	0.32	0.35	20	29	1.00	8.76	1.30	2
HM55-14R40LF	0.40	0.32	0.35	15	38	1.75	8.40	1.00	2
HM55-21R43LF	0.43	0.36	0.40	18	27	0.77	4.10	1.30	1
HM55-21R95LF	0.95	0.76	0.84	22.5	33	1.28	6.90	1.30	1
HM55-211R3LF	1.38	1.10	1.25	15	22	2.26	6.60	1.05	1
HM55-22R79LF	0.79	0.56	0.63	27	39	1.20	12.5	1.45	2
HM55-24R28LF	0.28	0.21	0.25	30	85	0.72	12.7	1.30	2
HM55-26R50LF	0.5	0.36	0.40	40	50	0.90	12.7	1.50	2
HM55-311R4LF	1.40	1.08	1.20	35	50	0.98	6.60	1.65	1
HM55-313R0LF	3.00	2.43	2.70	21	30	2.60	9.45	1.30	1
HM55-315R6LF	5.6	4.86	5.40	9	14	7.30	7.11	0.91	1
HM55-321R0LF	1.0	0.72	0.80	40	56	1.25	15.24	1.50	2

Notes: (1) Rated current, I_{rated} , is the approximate DC current at which inductance will be decreased by 20% from its initial (zero DC) value or the current at which $\Delta T = 50^\circ C$, whichever is lower.
 (2) I_{sat} is the saturation current at which inductance rolls off approximately 30% from its initial value.
 (3) DC resistance is measured at 25°C.

Outline Dimensions (Inch/mm)

Case Size	Fig.	A	B	C
12	2	0.295	0.295	0.433
		7.50	7.50	11.0
14	2	0.295	0.295	0.295
		7.50	7.50	7.50
21	1	0.413	0.433	0.413
		10.5	11.0	10.5
22	2	0.413	0.413	0.413
		10.5	10.5	10.5
24	2	0.413	0.413	0.295
		10.5	10.5	7.50
26	2	0.413	0.413	0.355
		10.5	10.5	9.00
31	1	0.532	0.543	0.532
		13.5	13.8	13.5
32	2	0.532	0.532	0.492
		13.5	13.5	12.5



Notes: (A) Refer to Specifications table for 'D' & 'E' dimensions of each model.
 (B) For case size 12 & 14, only BI logo & datecode will be printed.

General Note

TT Electronics reserves the right to make changes in product specification without notice or liability.
 All information is subject to TT Electronics' own data and is considered accurate at time of going to print.

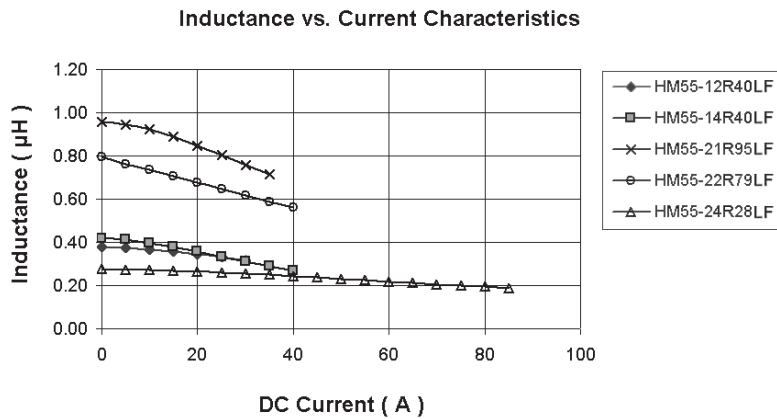
Model HM55

Packaging

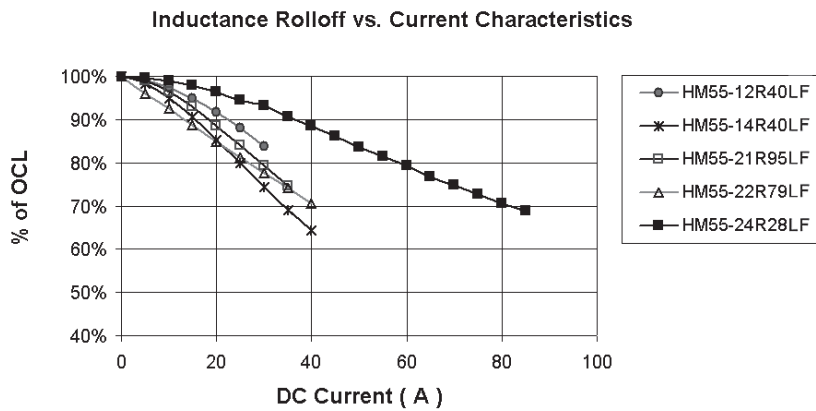
Standard	Vacuum Tray		
	Case Size	Capacity Per Tray (Units)	Capacity Per Carton (Units)
	12, 14, 21	40	560
	22	44	660
	24	50	600
	26	45	630
	31, 32	44	572

Electrical Characteristics @ 25°C

(A) Case size 12, 14, 21, 22 & 24



(A) Case size 12, 14, 21, 22 & 24



General Note

TT Electronics reserves the right to make changes in product specification without notice or liability. All information is subject to TT Electronics' own data and is considered accurate at time of going to print.

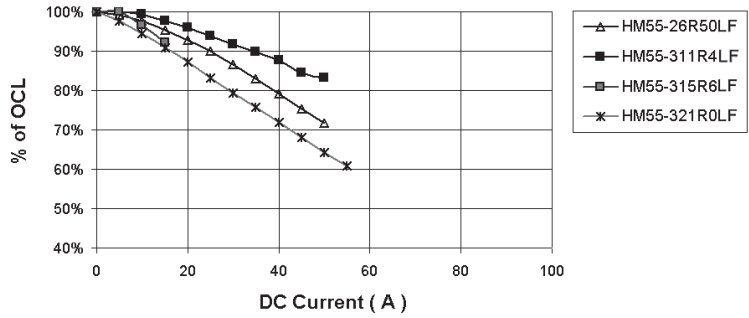
BI Technologies
A-1445, Jalan Tanjung Api
25050 Kuantan
Pahang Darul Makmur
Malaysia

Model HM55

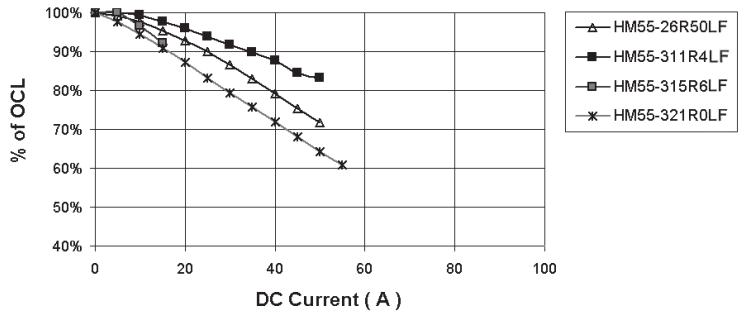
Electrical Characteristics @ 25°C

(B) Case size 26, 31 & 32

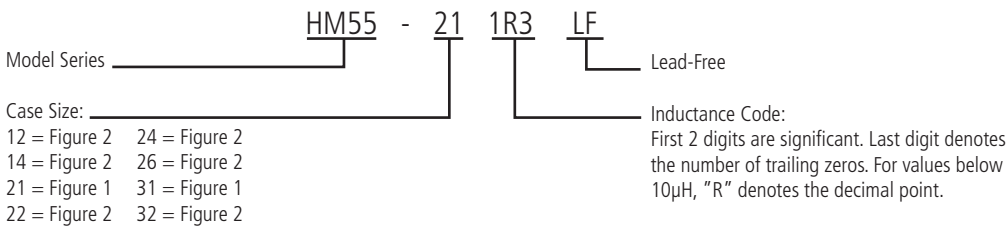
Inductance Rolloff vs. Current Characteristics



Inductance Rolloff vs. Current Characteristics



Ordering Information



General Note

TT Electronics reserves the right to make changes in product specification without notice or liability. All information is subject to TT Electronics' own data and is considered accurate at time of going to print.