

# Semi-Precision Non-Inductive Power Wirewound Resistors

## NT Series

### Features

- 0.1Ω to 87.5kΩ
- 0.75 to 14 watts
- Tolerance down to ±0.1%
- Non-inductive windings
- Meets or exceeds all applicable MIL-R-26 ratings



 All Pb-free parts comply with EU Directive 2011/65/EU amended by (EU) 2015/863 (RoHS3)

## Electrical Data

Type	Similar to MIL-R-26 Style	Similar to MIL-PRF-39007 Style <sup>1</sup>	Power Rating 25°C (W)	Value Min	Value Max	Maximum Working Voltage (V)
			U			
NT-1/2	-	-	0.75	1R0	3K0	55
NT-1/2-A81	RW81	RWR81 <sup>1</sup>	1	1R0	500R	67
NT-1A-70	RW70	-	1	0R1	3K8	110
NT-1C	-	-	1	0R1	2K1	110
NT-1-80	RW80	RWR80 <sup>1</sup>	2	1R7	6K0	155
NT-2A	-	-	3	0R1	10K	306
NT-2A-69	RW69	-	3	0R1	12K5	245
NT-2B-79	RW79	RWR89 <sup>1</sup>	3	0R5	12K	346
NT-3	-	-	4	0R3	15K	457
NT-5	-	-	5	0R8	30K	541
NT-5-74	RW74	RWR74 / 84 <sup>1</sup>	5	0R8	30K	686
NT-6	-	-	6	1R1	46K	698
NT-6-67	RW67	-	6.5	1R1	46K	773
NT-7	-	-	7	0R1	57K5	1017
NT-7A-55	RW55	-	7	0R1	87K5	1183
NT-10A-56	RW56	-	14	0R17	75K	2049
NT-10	-	-	10	3R0	51K	1975
NT-10-78	RW78	RWR78 <sup>1</sup>	10	3R0	51K	1732
NT-10-68	RW68	-	11	0R1	75K	1817

Note <sup>1</sup>: The RWR is obsolete. The listed parts correspond to the commercial equivalent parts that are manufactured with the same procedures but lack the burn-in screening that is required by MIL-PRF-39007

### General Note

TT Electronics reserves the right to make changes in product specification without notice or liability. All information is subject to TT Electronics' own data and is considered accurate at time of going to print.

# Semi-Precision Non-Inductive Power Wirewound Resistors



## NT Series

### General Specifications

<b>Temperature Range</b>	Characteristic U = -55°C to +275°C
<b>Standard Temperature Coefficient</b>	±20 ppm/°C 10Ω up ±50 ppm/°C 1.0Ω to 9.9Ω ±400 ppm/°C 0.50Ω to 0.999Ω ±650 ppm/°C 0.1Ω to 0.499Ω
<b>Special Temperature Coefficient</b>	Available from -30 ppm/°C to +6000 ppm/°C Temperature range for special TC's -50°C to +150°C
<b>Insulation Resistance</b>	1000 megohms minimum dry at 100 volts DC
<b>Derating</b>	Wattage rating based on operation at 25°C Derate to zero at 275°C for "U" style rating

#### Lead Material:

Tinned copperweld is standard.

Also available: Weldable Grade A nickel (bare)

#### Special Features:

- Radial lead available
- Resistance network packages designed to individual customer requirements
- Temperature coefficient matching and tracking to ±5 ppm
- Ratio tolerance matched sets available

#### General Note

TT Electronics reserves the right to make changes in product specification without notice or liability.  
All information is subject to TT Electronics' own data and is considered accurate at time of going to print.

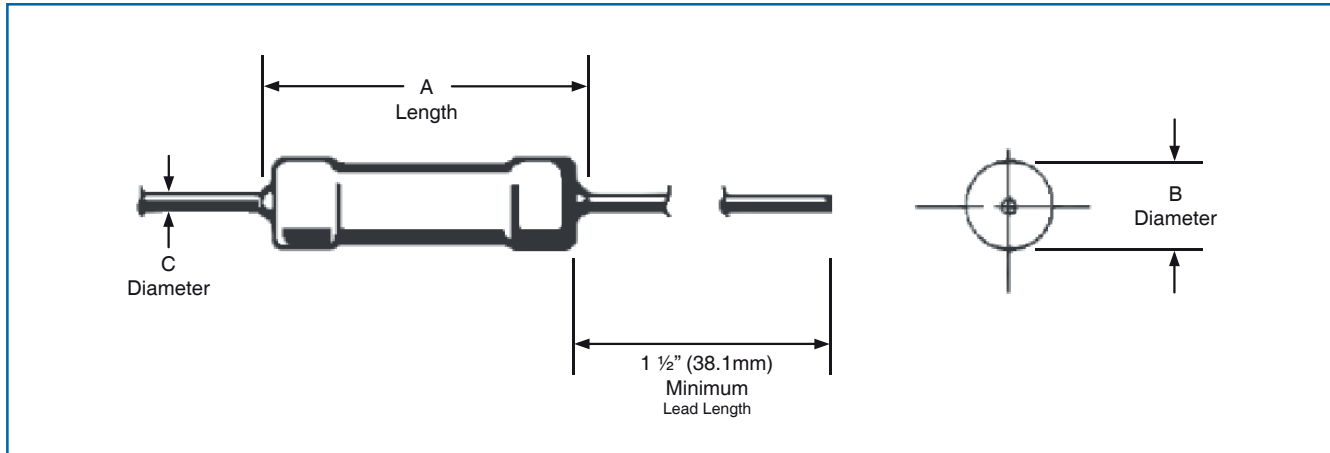
BI Technologies IRC Welwyn

[www.ttelectronics.com/resistors](http://www.ttelectronics.com/resistors)

# Semi-Precision Non-Inductive Power Wirewound Resistors

## NT Series

### Physical Data



Dimensions (Inches and (mm))

Type	A		B		C	
	Inches	mm	Inches	mm	Inches (±0.002)	mm (±0.05)
NT-1/2	0.330 (±0.062)	8.4 (±1.6)	0.078 (±0.031)	2.0 (±0.8)	0.020	0.5
NT-1/2-A81	0.250 (±0.032)	6.4 (±0.8)	0.085 (±0.020)	2.2 (±0.5)	0.020	0.5
NT-1A-70	0.406 (±0.032)	10.3 (±0.8)	0.094 (±0.032)	2.4 (±0.8)	0.020	0.5
NT-1C	0.303 (±0.032)	7.7 (±0.8)	0.115 (±0.032)	2.9 (±0.8)	0.020	0.5
NT-1-80	0.406 (±0.032)	10.3 (±0.8)	0.094 (±0.032)	2.4 (±0.8)	0.020	0.5
NT-2A	0.500 (±0.062)	12.7 (±1.6)	0.187 (±0.031)	4.8 (±0.8)	0.032	0.8
NT-2A-69	0.500 (±0.063)	12.7 (±1.6)	0.188 (±0.063)	4.8 (±1.6)	0.032	0.8
NT-2B-79	0.560 (±0.062)	14.2 (±1.6)	0.187 (±0.031)	4.8 (±0.8)	0.032	0.8
NT-3	0.625 (±0.062)	15.8 (±1.6)	0.250 (±0.062)	6.3 (±1.6)	0.040	1.0
NT-5	0.875 (±0.062)	22.2 (±1.6)	0.312 (±0.062)	7.9 (±1.6)	0.040	1.0
NT-5-74	0.875 (±0.062)	22.2 (±1.6)	0.312 (±0.062)	7.9 (±1.6)	0.040	1.0
NT-6	1.000 (±0.062)	25.4 (±1.6)	0.312 (±0.062)	8.0 (±1.6)	0.040	1.0
NT-6-67	1.000 (±0.094)	25.4 (±2.4)	0.313 (±0.063)	8.0 (±1.6)	0.032	0.8
NT-7	1.185 (±0.062)	30.0 (±1.6)	0.312 (±0.062)	8.0 (±1.6)	0.040	1.0
NT-7A-55	1.375 (±0.094)	35.0 (±2.4)	0.469 (±0.094)	12 (±2.4)	0.032	0.8
NT-10A-56	2.000 (±0.094)	50.8 (±2.4)	0.469 (±0.094)	12 (±2.4)	0.032	0.8
NT-10	1.812 (±0.062)	46.0 (±1.6)	0.375 (±0.062)	9.5 (±1.6)	0.040	1.0
NT-10-78	1.780 (±0.062)	45.2 (±1.6)	0.375 (±0.062)	9.5 (±1.6)	0.040	1.0
NT-10-68	1.875 (±0.063)	47.6 (±1.6)	0.344 (±0.094)	8.7 (±2.4)	0.032	0.8

#### General Note

TT Electronics reserves the right to make changes in product specification without notice or liability. All information is subject to TT Electronics' own data and is considered accurate at time of going to print.

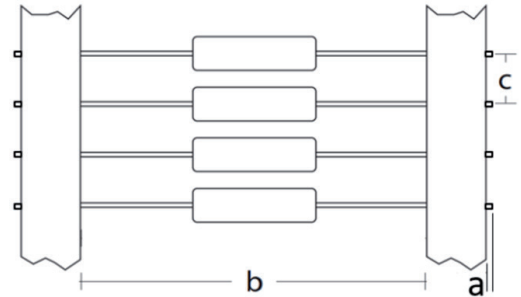
# Semi-Precision Non-Inductive Power Wirewound Resistors

## NT Series

### Packaging

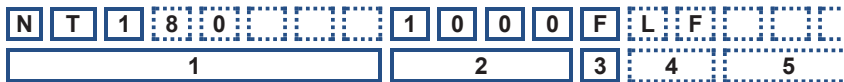
Resistors listed below are supplied taped and reeled as standard (see Ordering Procedure for reel quantities.) The taping dimensions are shown below. Alternative bulk packing is available.

Taping dimensions, inches (mm)			
Type	a max	b	c
NT-1/2, NT-1/2-A81, NT-1A-70, NT-1C, NT-1-80	0.062 (1.6)	2.875±0.062 (73±1.6)	0.2±0.015 (5.1±0.4)
NT-2A, NT-2A-69, NT-2B-79, NT-3, NT-5, NT-5-74, NT-6, NT-6-67, NT-7, NT-10, NT-10-78, NT-10-68	0.062 (1.6)	2.875±0.062 (73±1.6)	0.4±0.015 (10.2±0.4)



### Ordering Procedure

Example: NT1801000FLF (NT-1-80, 100 ohms ±1%, Pb-free)



1 Type <sup>1</sup>	2 Value	3 Tolerance	4 Termination	5 Packing		
NT1/2, NT1/2A81, NT1A70, NT1C, NT180, NT2A, NT2A69, NT2B79, NT3, NT5, NT574, NT6, NT667, NT7, NT7A55, NT10A56, NT10, NT1078, NT1068	3 digits + multiplier	B = ±0.1%	Omit for SnPb	Omit for standard (73mm) tape & reel		
	R = ohms for values <100ohms	C = ±0.25%	LF = Pb-free	Tape & reel pack quantities		
		D = ±0.5%		NT-1/2 to NT-5-74	1000/reel	
		F = ±1%		NT-6 to NT-10-68 <sup>2</sup>	500/reel	
		J = ±5%		Bulk Pack		
				B1	NT-1/2 to NT-7	1000/box
				B05	NT-7A-55 to NT-10-68	500/box

Note 1: Legacy part numbers which include a power characteristic code U after Type are permitted.

Note 2: Tape packing is not available for NT-7A-55 and NT-10A-56.

#### General Note

TT Electronics reserves the right to make changes in product specification without notice or liability. All information is subject to TT Electronics' own data and is considered accurate at time of going to print.