


TaNSil® 0.025" Lead Pitch High Frequency Resistor Network

QS001 Series

- Pull up/down resistor
- QSOP package - small footprint
- Parallel transmission line terminator
- High level of integration - replaces 22 discrete resistors
- Center located ground pins improve signal integrity at high frequencies



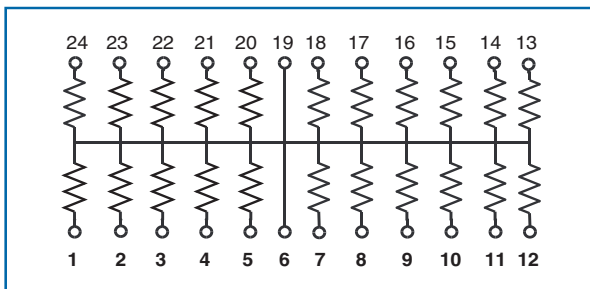
All Pb-free parts comply with EU Directive 2011/65/EU amended by (EU) 2015/863 (RoHS3)

IRC's QS001 series 24 pin QSOP resistor network is specially designed for operation in digital circuits with high frequency, low propagation delay requirements. The device contains 22 TaNSil® resistor elements which provide rugged, reliable, trouble free operation. The dual, center located common connections provide reduced propagation delay and improved signal integrity over standard bussed schematics.

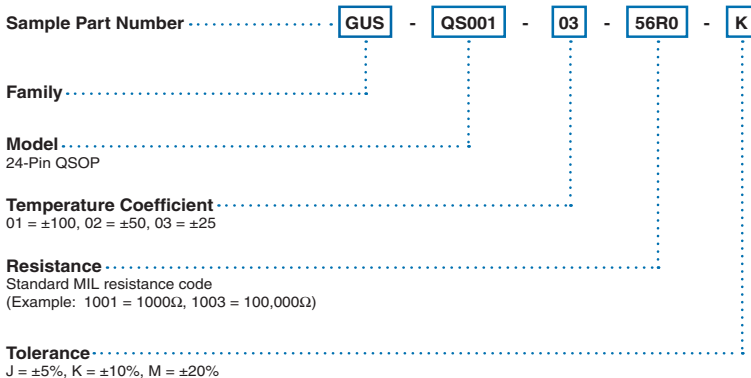
Electrical Data

Resistance Range (Ω)	Absolute Tolerance (%)	TCR (ppm/ $^{\circ}$ C)	TCR Tracking (ppm/ $^{\circ}$ C)	Operating Temperature Range ($^{\circ}$ C)	Maximum Operating Voltage (volts)	Maximum Resistor Power Dissipation (watts)	Maximum Network Power Dissipation (Watts)
30 - 100	$\pm 5, \pm 10, \pm 20$	$\pm 25, \pm 50, \pm 100$	± 5	-55 to +125	100V or \sqrt{PR}	0.1	1.0

Schematic Data



Ordering Data



General Note

TT Electronics reserves the right to make changes in product specification without notice or liability. All information is subject to TT Electronics' own data and is considered accurate at time of going to print.