


Surface Mount Optically Coupled Isolator

4N22U, 4N23U, 4N24U (TX, TXV)

4N47U, 4N48U, 4N49U (TX, TXV)



Features:

- Surface Mount (SM), Leadless Chip Carrier (LCC)
- 1 kV electrical isolation
- Base contact provided for conventional transistor biasing
- TX and TXV devices processed to MIL-PRF-19500

Description:

Each isolator in this series consists of an infrared emitting diode and a NPN silicon phototransistor, which are mounted in a hermetically sealed Surface Mount, 6 Pin package. Devices are designed for military and/or harsh environments.

The 4N22U, 4N23U and 4N24U (TX, TXV) devices are processed to MIL-PRF-19500/486. The 4N47U, 4N48U and 4N49U (TX, TXV) devices are processed to MIL-PRF-19500/548.

Please contact your local representative or OPTEK for more information.

Applications:

- Military equipment
- High-Reliability environments
- High voltage isolation between input and output
- Electrical isolation in dirty environments
- Industrial equipment
- Medical equipment
- Office equipment

Ordering Information				
Part Number	Isolation Voltage (kV)	I _F (mA) Typ / Max	V _{CE} (Volts) Max	Processing MIL-PRF-19500
4N22U	1	10 / 40	35	COTS
4N22UTX				486
4N22UTXV				COTS
4N23U				486
4N23UTX				COTS
4N23UTXV				486
4N24U		1 / 40	40	COTS
4N24UTX				548
4N24UTXV				COTS
4N47U				548
4N47UTX				COTS
4N47UTXV				548
4N48U	1	1 / 40	40	COTS
4N48UTX				548
4N48UTXV				COTS
4N49U				548
4N49UTX				COTS
4N49UTXV				548

General Note

TT Electronics reserves the right to make changes in product specification without notice or liability. All information is subject to TT Electronics' own data and is considered accurate at time of going to print.

TT Electronics | OPTEK Technology
 2900 E. Plano Pkwy, Plano, TX 75074 | Ph: +1 972 323 2200
www.ttelectronics.com | sensors@ttelectronics.com

Surface Mount Optically Coupled Isolator

4N22U, 4N23U, 4N24U (TX, TXV)

4N47U, 4N48U, 4N49U (TX, TXV)



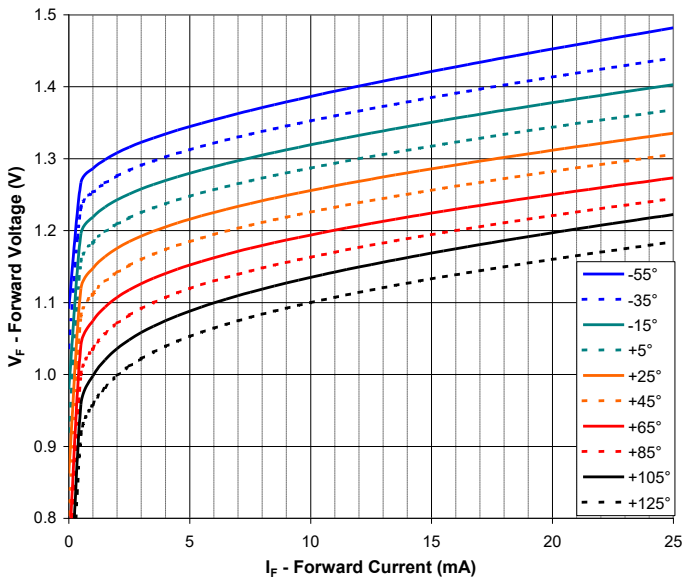
Electrical Specifications

Absolute Maximum Ratings ($T_A = 25^\circ\text{C}$ unless otherwise noted)	
Storage Temperature	-65° C to +150° C
Operating Temperature	-55° C to +125° C
Input-to-Output Isolation Voltage ⁽¹⁾	± 1 kVDC
Lead Soldering Temperature (1/16" (1.6 mm) from case for 5 seconds with soldering iron) ⁽²⁾	260° C
Input Diode	
Forward DC Current ⁽³⁾	50 mA
Reverse DC Voltage	2 V
Power Dissipation ⁽⁴⁾	100 mW
Output Photosensor	
Collector-Emitter Voltage	35 V
Emitter-Collector Voltage	7.0 V
Power Dissipation ⁽⁵⁾	300 mW

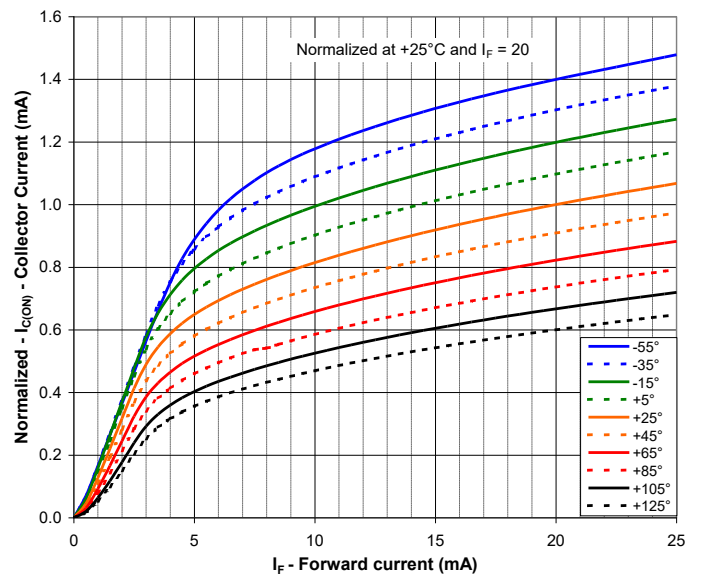
Notes:

- (1) Measured with input leads shorted together and output leads shorted together. Typical input/output capacitance is 0.06 pF.
- (2) RMA flux is recommended. The duration can be extended to 10 seconds maximum when flow soldering.
- (3) Derate linearly 0.67 mA/°C above 65°C.
- (4) Derate linearly 0.83 mW/°C above 25°C.
- (5) Derate linearly 1.67 mW/°C above 25°C.

Forward Voltage vs Forward Current vs Temperature



Collector Current vs Forward Current vs Temperature



General Note

TT Electronics reserves the right to make changes in product specification without notice or liability. All information is subject to TT Electronics' own data and is considered accurate at time of going to print.

TT Electronics | OPTeK Technology
 2900 E. Plano Pkwy, Plano, TX 75074 | Ph: +1 972 323 2200
www.ttelectronics.com | sensors@ttelectronics.com

Surface Mount Optically Coupled Isolator

4N22U, 4N23U, 4N24U (TX, TXV)

4N47U, 4N48U, 4N49U (TX, TXV)



Electrical Specifications

Electrical Characteristics ($T_A = 25^\circ\text{C}$ unless otherwise noted)

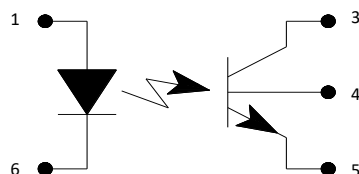
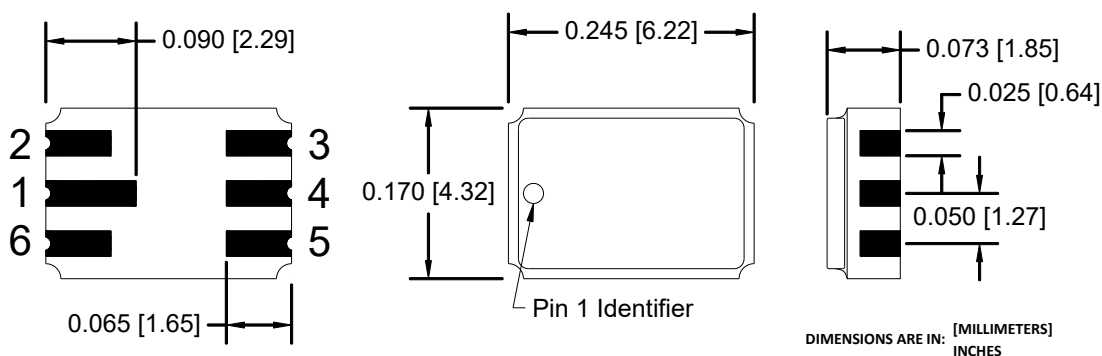
SYMBOL	PARAMETER	MIN	TYP	MAX	UNITS	TEST CONDITIONS
--------	-----------	-----	-----	-----	-------	-----------------

Input LED

V_F	Forward Voltage					
	4N22U, 4N23U, 4N24U (TX, TXV)	0.80	-	1.30		$I_F = 10.0\text{ mA}$
	4N22U, 4N23U, 4N24U (TX, TXV)	1.00	-	1.50		$I_F = 10.0\text{ mA}, T_A = -55^\circ\text{C}$
	4N22U, 4N23U, 4N24U (TX, TXV)	0.70	-	1.20	V	$I_F = 10.0\text{ mA}, T_A = -100^\circ\text{C}$
	4N47U, 4N48U, 4N49U (TX, TXV)	0.80	-	1.50		$I_F = 10.0\text{ mA}$
	4N47U, 4N48U, 4N49U (TX, TXV)	1.00	-	1.70		$I_F = 10.0\text{ mA}, T_A = -55^\circ\text{C}$
I_R	Reverse Current	-	-	100	μA	$V_R = 2.0\text{ V}$
	4N47U, 4N48U, 4N49U (TX, TXV)	0.70	-	1.30		$I_F = 10.0\text{ mA}, T_A = -100^\circ\text{C}$

Output Phototransistor

$V_{(BR)CEO}$	Collector-Emitter Breakdown Voltage					
$V_{(BR)CEO}$	4N22U Series	35	80	-	V	$I_C = 100\ \mu\text{A}, I_F = 0$
	4N47U Series	40	90	-	V	$I_C = 100\ \mu\text{A}, I_F = 0$
$V_{(BR)ECO}$	Emitter-Collector Breakdown Voltage					
	4N22U Series	4	6	-	V	$I_E = 100\ \mu\text{A}, I_F = 0$
I_{CEO}	Collector-Emitter Dark Current	-	20	100	nA	$V_{CE} = 20\text{ V}, I_F = 0, I_B = 0, T_A = 25^\circ\text{C}$
		-	-	100	μA	$V_{CE} = 20\text{ V}, I_F = 0, I_B = 0, T_A = 100^\circ\text{C}$
$V_{CE(SAT)}$	Collector Saturation Voltage	-	0.2	0.3	V	$I_F = 20\text{ mA}, I_C = 2\text{ mA}$



Pin #	LED	Pin #	Transistor
2	N/A	3	Collector
1	Anode	4	Base
6	Cathode	5	Emitter

General Note

TT Electronics reserves the right to make changes in product specification without notice or liability. All information is subject to TT Electronics' own data and is considered accurate at time of going to print.

TT Electronics | OPTEK Technology
2900 E. Plano Pkwy, Plano, TX 75074 | Ph: +1 972 323 2200
www.ttelectronics.com | sensors@ttelectronics.com

Surface Mount Optically Coupled Isolator

4N22U, 4N23U, 4N24U (TX, TXV)

4N47U, 4N48U, 4N49U (TX, TXV)



SYMBOL	PARAMETER	PART NUMBER	MIN	TYP	MAX	UNITS	TEST CONDITIONS		
Coupled									
I_C/I_F	DC Current Transfer Ratio	4N22U	25	-	-	%	$I_F = 10 \text{ mA}, V_{CE} = 5 \text{ V}$		
		4N23U	60	-	-				
		4N24U	100	-	-	%	$I_F = 2 \text{ mA}, V_{CE} = 5 \text{ V}$		
		4N47U	50	-	-				
		4N48U	100	-	-	%			
		4N49U	200	-	-				
$I_{C(ON)}$	On-State Collector Current	4N22U	0.15	-	-	mA	$V_{CE} = 10 \text{ V}, I_B = 0, I_F = 2.0 \text{ mA } T_A = 25^\circ\text{C}$		
			2.50	-	-		$V_{CE} = 10 \text{ V}, I_B = 0, I_F = 10.0 \text{ mA } T_A = 25^\circ\text{C}$		
		4N23U	1.00	-	-	mA	$V_{CE} = 10 \text{ V}, I_B = 0, I_F = 10.0 \text{ mA } T_A = -55^\circ\text{C}$		
			1.00	-	-		$V_{CE} = 10 \text{ V}, I_B = 0, I_F = 10.0 \text{ mA } T_A = 100^\circ\text{C}$		
		4N24U	0.2	-	-	mA	$V_{CE} = 10 \text{ V}, I_B = 0, I_F = 2.0 \text{ mA } T_A = 25^\circ\text{C}$		
			6.0	-	-		$V_{CE} = 10 \text{ V}, I_B = 0, I_F = 10.0 \text{ mA } T_A = 25^\circ\text{C}$		
4N47U	2.5	-	-	mA	$V_{CE} = 10 \text{ V}, I_B = 0, I_F = 10.0 \text{ mA } T_A = -55^\circ\text{C}$				
	2.5	-	-		$V_{CE} = 10 \text{ V}, I_B = 0, I_F = 10.0 \text{ mA } T_A = 100^\circ\text{C}$				
4N48U	0.4	-	-	mA	$V_{CE} = 10 \text{ V}, I_B = 0, I_F = 2.0 \text{ mA } T_A = 25^\circ\text{C}$				
	10.0	-	-		$V_{CE} = 10 \text{ V}, I_B = 0, I_F = 10.0 \text{ mA } T_A = 25^\circ\text{C}$				
4N49U	4.0	-	-	mA	$V_{CE} = 10 \text{ V}, I_B = 0, I_F = 10.0 \text{ mA } T_A = -55^\circ\text{C}$				
	4.0	-	-		$V_{CE} = 10 \text{ V}, I_B = 0, I_F = 10.0 \text{ mA } T_A = 100^\circ\text{C}$				
		4N22U	0.5	-	-	mA	$V_{CE} = 5 \text{ V}, I_B = 0, I_F = 1.0 \text{ mA } T_A = 25^\circ\text{C}$		
			0.7	-	-		$V_{CE} = 5 \text{ V}, I_B = 0, I_F = 2.0 \text{ mA } T_A = -55^\circ\text{C}$		
		4N23U	0.5	-	-	mA	$V_{CE} = 5 \text{ V}, I_B = 0, I_F = 2.0 \text{ mA } T_A = 100^\circ\text{C}$		
			1.0	-	5.0		$V_{CE} = 5 \text{ V}, I_B = 0, I_F = 1.0 \text{ mA } T_A = 25^\circ\text{C}$		
		4N24U	1.4	-	-	mA	$V_{CE} = 5 \text{ V}, I_B = 0, I_F = 2.0 \text{ mA } T_A = -55^\circ\text{C}$		
			1.0	-	-		$V_{CE} = 5 \text{ V}, I_B = 0, I_F = 2.0 \text{ mA } T_A = 100^\circ\text{C}$		
		4N47U	2.0	-	10.0	mA	$V_{CE} = 5 \text{ V}, I_B = 0, I_F = 1.0 \text{ mA } T_A = 25^\circ\text{C}$		
			2.8	-	-		$V_{CE} = 5 \text{ V}, I_B = 0, I_F = 2.0 \text{ mA } T_A = -55^\circ\text{C}$		
		4N48U	2.0	-	-	mA	$V_{CE} = 5 \text{ V}, I_B = 0, I_F = 2.0 \text{ mA } T_A = 100^\circ\text{C}$		
			2.0	-	-				
$V_{CE(SAT)}$	Collector Saturation Voltage	4N22U	-	-	0.3	V	$I_C = 2.5 \text{ mA}, I_B = 0, I_F = 20 \text{ mA}$		
			4N23U	-	-		0.3	$I_C = 5.0 \text{ mA}, I_B = 0, I_F = 20 \text{ mA}$	
		4N24U	-	-	0.3	V	$I_C = 10.0 \text{ mA}, I_B = 0, I_F = 20 \text{ mA}$		
			4N47U	-	-		0.3	$I_C = 0.5 \text{ mA}, I_B = 0, I_F = 2.0 \text{ mA}$	
		4N48U	-	-	0.3	V	$I_C = 1.0 \text{ mA}, I_B = 0, I_F = 2.0 \text{ mA}$		
			4N49U	-	-		0.3	$I_C = 2.0 \text{ mA}, I_B = 0, I_F = 2.0 \text{ mA}$	
h_{FE}	DC Current Gain	4N22U	200	-	-	-	$V_{CE} = 5 \text{ V}, I_C = 10 \text{ mA}, I_F = 0 \text{ mA}$		
			4N23U	300	-			-	
			4N24U	400	-			-	
		4N47U	100	-	-				
			4N48U	100	-			-	
		4N49U	100	-	-				
t_r & t_f	Rise and Fall Time	4N22U	-	-	15	μs	$V_{CC} = 10 \text{ V}, I_F = 10 \text{ mA}, R_L = 100\Omega,$ Pulse width = 100 ms, Duty cycle = 1%		
			4N23U	-	-			15	
			4N24U	-	-			20	
		4N47U	-	-	20			μs	$V_{CC} = 10 \text{ V}, I_F = 5 \text{ mA}, R_L = 100\Omega,$ Pulse width = 100 ms, Duty cycle = 1%
			4N48U	-	-				
		4N49U	-	-	20				
R_{IO}	Resistance (Input to Output)		10^{11}	-	-	Ω	$V_{I-O} = \pm 1,000 \text{ Vdc}^{(1)}$		
C_{IO}	Capacitance (Input to Output)		-	-	5.0	pF	$V_{I-O} = 0 \text{ Vdc}, f = 1.0 \text{ MHz}^{(1)}$		

Notes:

(1) Measured with input leads shorted together and output leads shorted together. Typical input/output capacitance is 0.06 pF.

General Note

TT Electronics reserves the right to make changes in product specification without notice or liability. All information is subject to TT Electronics' own data and is considered accurate at time of going to print.

TT Electronics | OPTEK Technology
2900 E. Plano Pkwy, Plano, TX 75074 | Ph: +1 972 323 2200
www.ttelectronics.com | sensors@ttelectronics.com

Surface Mount Optically Coupled Isolator

4N22U, 4N23U, 4N24U (TX, TXV)

4N47U, 4N48U, 4N49U (TX, TXV)



Electrical Characteristics (T_A = 25°C unless otherwise noted)

SYMBOL	PARAMETER	MIN	TYP	MAX	UNITS	TEST CONDITIONS
I _{C(ON)}	On-State Collector Current 4N22U, 4N22U (TX, TXV) 4N22U, 4N22U (TX, TXV) 4N22U, 4N22U (TX, TXV) 4N22U, 4N22U (TX, TXV)	0.15 2.50 1.00 1.00	- - - -	- - - -	mA	I _F = 2.0 mA, V _{CE} = 5 V, I _B = 0 I _F = 10.0 mA, V _{CE} = 5 V, I _B = 0 I _F = 10.0 mA, V _{CE} = 5 V, I _B = 0, T _A = -55° C I _F = 10.0 mA, V _{CE} = 5 V, I _B = 0, T _A = 100° C
	4N23U, 4N23U (TX, TXV) 4N23U, 4N23U (TX, TXV) 4N23U, 4N23U (TX, TXV) 4N23U, 4N23U (TX, TXV)	0.20 6.00 2.50 2.50	- - - -	- - - -		I _F = 2.0 mA, V _{CE} = 5 V, I _B = 0 I _F = 10.0 mA, V _{CE} = 5 V, I _B = 0 I _F = 10.0 mA, V _{CE} = 5 V, I _B = 0, T _A = -55° C I _F = 10.0 mA, V _{CE} = 5 V, I _B = 0, T _A = 100° C
	4N24U, 4N24U (TX, TXV) 4N24U, 4N24U (TX, TXV) 4N24U, 4N24U (TX, TXV) 4N24U, 4N24U (TX, TXV)	0.40 10.0 4.00 4.00	- - - -	- - - -		I _F = 2.0 mA, V _{CE} = 5 V, I _B = 0 I _F = 10.0 mA, V _{CE} = 5 V, I _B = 0 I _F = 10.0 mA, V _{CE} = 5 V, I _B = 0, T _A = -55° C I _F = 10.0 mA, V _{CE} = 5 V, I _B = 0, T _A = 100° C
	4N47U, 4N47U (TX, TXV) 4N47U, 4N47U (TX, TXV) 4N47U, 4N47U (TX, TXV)	0.50 0.70 0.50	- - -	- - -		I _F = 1.0 mA, V _{CE} = 5.0 V, I _B = 0 I _F = 2.0 mA, V _{CE} = 5.0 V, I _B = 0, T _A = -55° C I _F = 2.0 mA, V _{CE} = 5.0 V, I _B = 0, T _A = 100° C
	4N48U, 4N48U (TX, TXV) 4N48U, 4N48U (TX, TXV) 4N48U, 4N48U (TX, TXV)	1.00 1.40 1.00	- - -	5 - -		I _F = 1.0 mA, V _{CE} = 5.0 V, I _B = 0 I _F = 2.0 mA, V _{CE} = 5.0 V, I _B = 0, T _A = -55° C I _F = 2.0 mA, V _{CE} = 5.0 V, I _B = 0, T _A = 100° C
	4N49U, 4N49U (TX, TXV) 4N49U, 4N49U (TX, TXV) 4N49U, 4N49U (TX, TXV)	2.00 2.80 2.00	- - -	10 - -		I _F = 1.0 mA, V _{CE} = 5.0 V, I _B = 0 I _F = 2.0 mA, V _{CE} = 5.0 V, I _B = 0, T _A = -55° C I _F = 2.0 mA, V _{CE} = 5.0 V, I _B = 0, T _A = 100° C
	I _{CB(ON)}	On-State Collector Base 4N47U, 4N48U, 4N49U (TX, TXV)	30	-		-
V _{CE(SAT)}	Collector-Emitter Saturation Voltage 4N22U, 4N23U, 4N24U (TX, TXV) 4N22U, 4N23U, 4N24U (TX, TXV) 4N22U, 4N23U, 4N24U (TX, TXV) 4N47U, 4N47U (TX, TXV) 4N48U, 4N48U (TX, TXV) 4N49U, 4N49U (TX, TXV)	- - - - - -	- - - - - -	0.30 0.30 0.30 0.30 0.30 0.30	V	I _F = 20 mA, I _C = 2.5 mA, I _B = 0 I _F = 20 mA, I _C = 5.0 mA, I _B = 0 I _F = 20 mA, I _C = 10.0 mA, I _B = 0 I _F = 2.0 mA, I _C = 0.5 mA, I _B = 0 I _F = 2.0 mA, I _C = 1.0 mA, I _B = 0 I _F = 2.0 mA, I _C = 2.0 mA, I _B = 0
H _{FE}	DC Current Gain 4N22U, 4N22U (TX, TXV) 4N23U, 4N23U (TX, TXV) 4N24U, 4N24U (TX, TXV) 4N47U, 4N48U, 4N49U (TX, TXV)	200 300 400 100	- - - -	- - - -	V	V _{CE} = 5.0 V, I _C = 10.0 mA, I _F = 0 mA V _{CE} = 5.0 V, I _C = 10.0 mA, I _F = 0 mA V _{CE} = 5.0 V, I _C = 10.0 mA, I _F = 0 mA V _{CE} = 5.0 V, I _C = 10.0 mA, I _F = 0 mA
R _{IO}	Resistance (Input-to-Output) 4N22U, 4N23U, 4N24U (TX, TXV) 4N47U, 4N48U, 4N49U (TX, TXV)	10 ¹¹ 10 ¹¹	- -	- -	Ω	V _{I-O} = ± 1,000 VDC ⁽¹⁾ V _{I-O} = ± 1,000 VDC ⁽¹⁾
C _{IO}	Capacitance (Input-to-Output)	-	-	5	pF	V _{I-O} = 0 V, f = 1.0 MHz ⁽¹⁾

Notes:

- (1) Measured with input leads shorted together and output leads shorted together. Typical input/output capacitance is 0.06 pF.

General Note

TT Electronics reserves the right to make changes in product specification without notice or liability. All information is subject to TT Electronics' own data and is considered accurate at time of going to print.

TT Electronics | OPTeK Technology
2900 E. Plano Pkwy, Plano, TX 75074 | Ph: +1 972 323 2200
www.ttelectronics.com | sensors@ttelectronics.com