


Low Profile Surface Mount Inductors

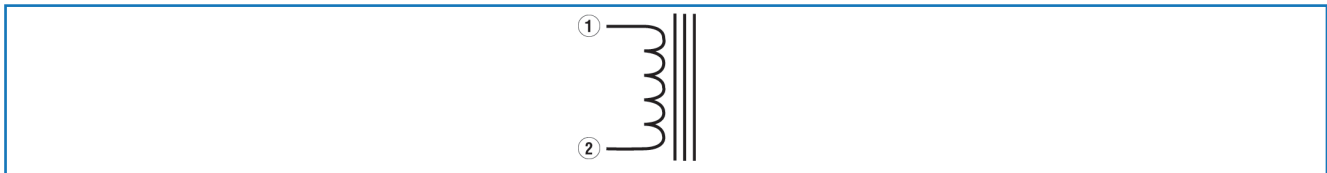
Model HM77

Features and Benefits

- Operating Temperature Range -40°C to +130°C
- Operating Frequency Up to 400kHz
- RoHS Compliant



Schematic



Specifications

Part Number	Operating Values			Case Size	Control Values ⁽³⁾		
	L _{DC} μH ⁽¹⁾	I _{DC} Amps	ET _{op} V-μS ⁽²⁾		L w/o DC L _o μH ± 20%	DC Resistance mΩ, Nom.	DC Resistance mΩ, Max.
HM77- 10001LF	1.01	3.40	0.532	1	1.1	11.00	12.5
HM77- 20001LF	6.20	1.40	1.33	1	7.00	60.30	70
HM77- 30001LF	17.6	1.00	2.40	1	22.7	109.00	125
HM77- 40002LF	3.80	4.80	1.76	2	5.20	17.0	19.1
HM77- 50002LF	9.40	2.80	2.70	2	12.3	37.80	43.4
HM77- 60002LF	29.7	1.40	4.6	2	35.3	141.00	166
HM77- 70002LF	114	0.94	10	2	167	330.00	380
HM77- 80003LF	2.50	8.00	1.77	3	3.80	7.20	8.3
HM77- 90003LF	5.10	5.40	2.51	3	7.50	14.30	17.7
HM77- 10003LF	16.2	2.70	4.29	3	21.9	54.70	63
HM77- 11003LF	58.1	1.30	7.83	3	73	233.00	290
HM77- 12003LF	192	0.90	15.7	3	292	472.00	560
HM77- 13003LF	383	0.72	23.5	3	672	750.00	862
HM77- 14004LF	0.91	13.3	1.035	4	1.25	4.56	5.70
HM77- 15004LF	1.32	11.5	1.33	4	2.10	4.56	5.70
HM77- 16004LF	4.90	7.80	3.04	4	7.90	10.50	12.4
HM77- 17004LF	9.00	5.50	4.06	4	14	19.30	22.3
HM77- 18004LF	29.1	2.70	6.90	4	40.5	75.8	85
HM77- 19004LF	645	0.74	36.5	4	1134	1040	1250
HM77- 30004LF		3.00	9.50	4	48	48.5	59
HM77- 22006LF	2.03	13	3.30	6	2.70	5.60	6.80
HM77- 23006LF	3.50	12.4	3.13	6	6.50	7.54	8.7
HM77- 24006LF	4.70	10.4	3.58	6	8.40	8.30	10.0
HM77- 25006LF	9.30	7.20	4.92	6	16	20.05	23.0
HM77- 26006LF	16.1	5.10	6.27	6	25.9	30.30	32
HM77- 27006LF	50	2.60	10.5	6	72.90	115	130
HM77- 28006LF	1070	0.71	54.4	6	1950	1480	1700
HM77- 29006LF	68	3.00	9.50	6	122	85	102

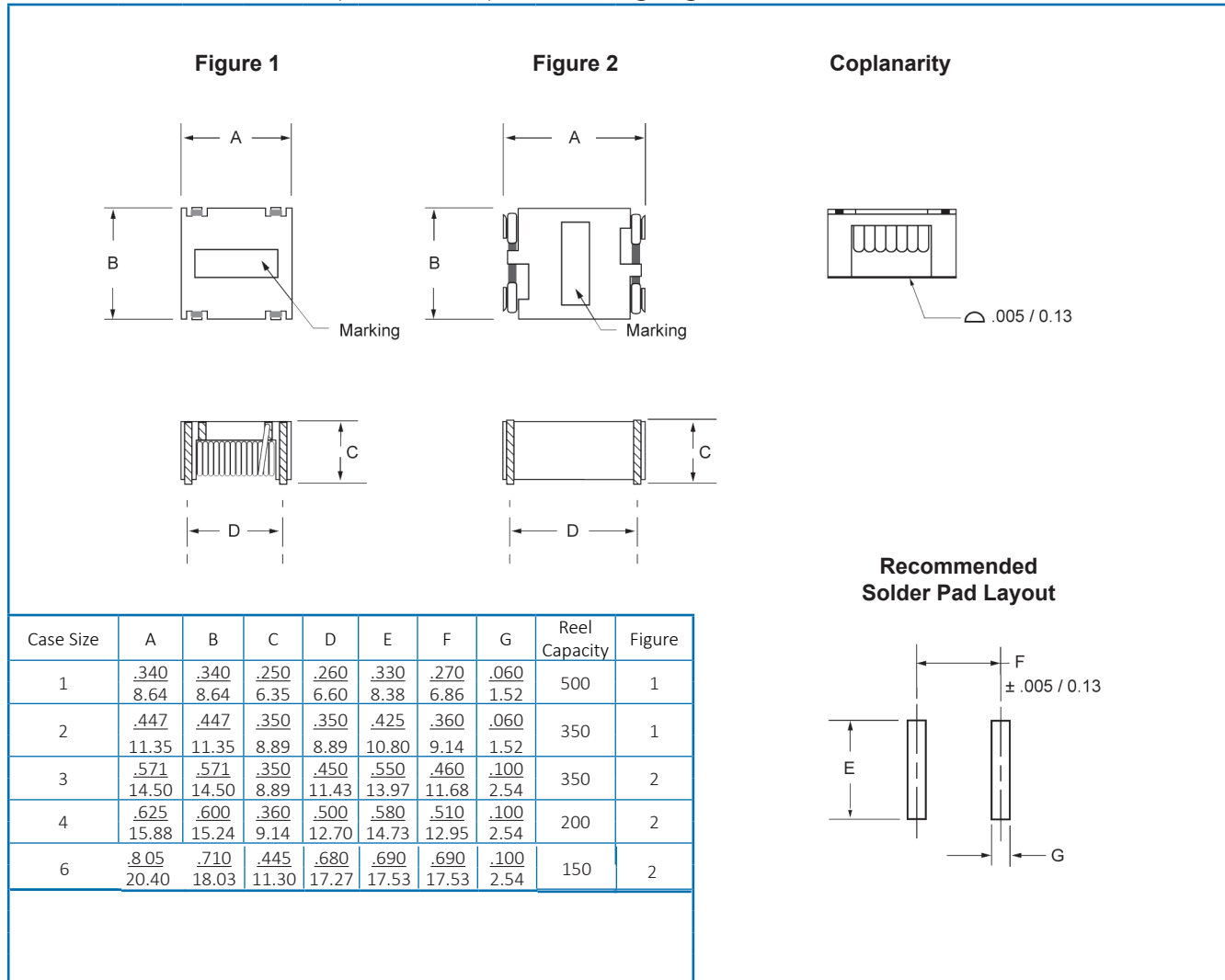
Notes: (1) Inductance values are rated at -40°C to +130°C operating temperature range with rated DC current flowing and the operating ETop across the inductor.
 (2) ETop is rated at 500 kHz.
 (3) The control values of inductance are measured at the operating flux density equal or less than 10 gauss and without DC current.

General Note

TT Electronics reserves the right to make changes in product specification without notice or liability.
 All information is subject to TT Electronics' own data and is considered accurate at time of going to print.

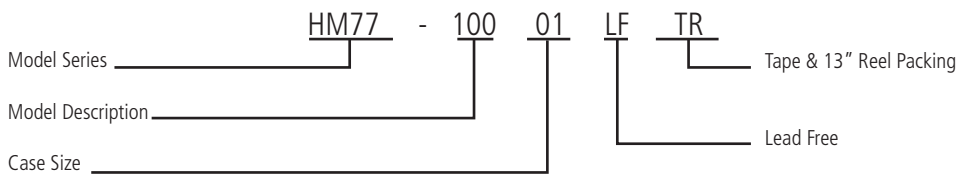
Model HM77

Outline Dimensions (Inch/mm) / Packaging



Notes: (1) For case size 1 to 6, the reel capacity is for part number ending with suffix 'LFTR'.

Ordering Information



General Note

TT Electronics reserves the right to make changes in product specification without notice or liability. All information is subject to TT Electronics' own data and is considered accurate at time of going to print.