

Shielded Drum Surface Mount Inductors

Model HM79S

Features and Benefits

- Operating Temperature Range -40°C to +125°C
- Operating Frequency Up to 3MHz
- RoHS Compliant



Specifications @ 25°C

Part Number	Inductance			I _{rated} ⁽¹⁾ (A dc)	DCR (Ω) Max.	Part Number	Inductance			I _{rated} ⁽¹⁾ (A dc)	DCR (Ω) Max.
	Lo (μH)	Tol. (%)	Test Freq. (kHz)				Lo (μH)	Tol. (%)	Test Freq. (kHz)		
HM79S-63100LF	10	±20%	100	1.00	0.14	HM79S-105680LF	68	±15%	100	0.85	0.21
HM79S-63120LF	12	±20%	100	0.94	0.16	HM79S-105820LF	82	±15%	100	0.79	0.28
HM79S-63150LF	15	±20%	100	0.86	0.18	HM79S-105101LF	100	±10%	1	0.72	0.34
HM79S-63180LF	18	±20%	100	0.78	0.25	HM79S-105121LF	120	±10%	1	0.63	0.37
HM79S-63220LF	22	±20%	100	0.76	0.32	HM79S-105151LF	150	±10%	1	0.55	0.51
HM79S-63270LF	27	±20%	100	0.64	0.36	HM79S-105181LF	180	±10%	1	0.50	0.57
HM79S-63330LF	33	±15%	100	0.61	0.41	HM79S-105221LF	220	±10%	1	0.47	0.78
HM79S-63390LF	39	±15%	100	0.53	0.47	HM79S-105271LF	270	±10%	1	0.41	0.87
HM79S-63470LF	47	±15%	100	0.50	0.51	HM79S-105331LF	330	±10%	1	0.37	1.20
HM79S-63560LF	56	±15%	100	0.46	0.71	HM79S-105391LF	390	±10%	1	0.35	1.34
HM79S-63680LF	68	±15%	100	0.42	0.82	HM79S-105471LF	470	±10%	1	0.33	1.50
HM79S-74100LF	10	±20%	100	1.65	0.07	HM79S-105681LF	680	±10%	1	0.28	2.25
HM79S-74120LF	12	±20%	100	1.57	0.07	HM79S-125100LF	10	±20%	100	2.65	0.05
HM79S-74150LF	15	±20%	100	1.39	0.08	HM79S-125120LF	12	±20%	100	2.50	0.05
HM79S-74180LF	18	±20%	100	1.29	0.1	HM79S-125150LF	15	±20%	100	2.45	0.06
HM79S-74220LF	22	±20%	100	1.12	0.13	HM79S-125180LF	18	±20%	100	2.40	0.06
HM79S-74270LF	27	±20%	100	1.06	0.16	HM79S-125220LF	22	±20%	100	2.20	0.07
HM79S-74330LF	33	±15%	100	0.97	0.18	HM79S-125270LF	27	±20%	100	2.00	0.08
HM79S-74390LF	39	±15%	100	0.91	0.18	HM79S-125330LF	33	±20%	100	1.80	0.10
HM79S-74470LF	47	±15%	100	0.80	0.27	HM79S-125390LF	39	±20%	100	1.65	0.11
HM79S-74560LF	56	±15%	100	0.76	0.29	HM79S-125470LF	47	±20%	100	1.50	0.12
HM79S-74680LF	68	±15%	100	0.68	0.33	HM79S-125560LF	56	±20%	100	1.38	0.15
HM79S-74820LF	82	±15%	100	0.62	0.43	HM79S-125680LF	68	±20%	100	1.26	0.17
HM79S-74101LF	100	±10%	1	0.55	0.49	HM79S-125820LF	82	±20%	100	1.14	0.20
HM79S-74121LF	120	±10%	1	0.49	0.68	HM79S-125101LF	100	±20%	1	1.05	0.25
HM79S-74151LF	150	±10%	1	0.44	0.94	HM79S-125121LF	120	±20%	1	0.95	0.28
HM79S-74181LF	180	±10%	1	0.40	1.00	HM79S-125151LF	150	±20%	1	0.85	0.40
HM79S-74221LF	220	±10%	1	0.36	1.18	HM79S-125181LF	180	±20%	1	0.77	0.48
HM79S-74271LF	270	±10%	1	0.33	1.30	HM79S-125221LF	220	±20%	1	0.70	0.52
HM79S-105100LF	10	±20%	100	2.06	0.06	HM79S-125271LF	270	±20%	1	0.63	0.70
HM79S-105120LF	12	±20%	100	1.94	0.07	HM79S-125331LF	330	±20%	1	0.57	0.80
HM79S-105150LF	15	±20%	100	1.72	0.07	HM79S-125391LF	390	±20%	1	0.52	1.08
HM79S-105180LF	18	±20%	100	1.58	0.08	HM79S-125471LF	470	±20%	1	0.48	1.20
HM79S-105220LF	22	±20%	100	1.42	0.08	HM79S-125561LF	560	±20%	1	0.44	1.34
HM79S-105270LF	27	±20%	100	1.32	0.10	HM79S-125681LF	680	±20%	1	0.40	1.78
HM79S-105330LF	33	±15%	100	1.16	0.11	HM79S-125821LF	820	±20%	1	0.36	2.00
HM79S-105390LF	39	±15%	100	1.10	0.12	HM79S-125222LF	2200	±20%	1	0.22	2.85
HM79S-105470LF	47	±15%	100	1.00	0.14	HM79S-125332LF	3300	±20%	1	0.16	4.30
HM79S-105560LF	56	±15%	100	0.93	0.19						

Note: (1) The rated current (I_{rated}) is the approximate DC current at which inductance will be decreased by 10 % from its initial (zero DC) value or the current at which ΔT= 40°C, whichever is lower.

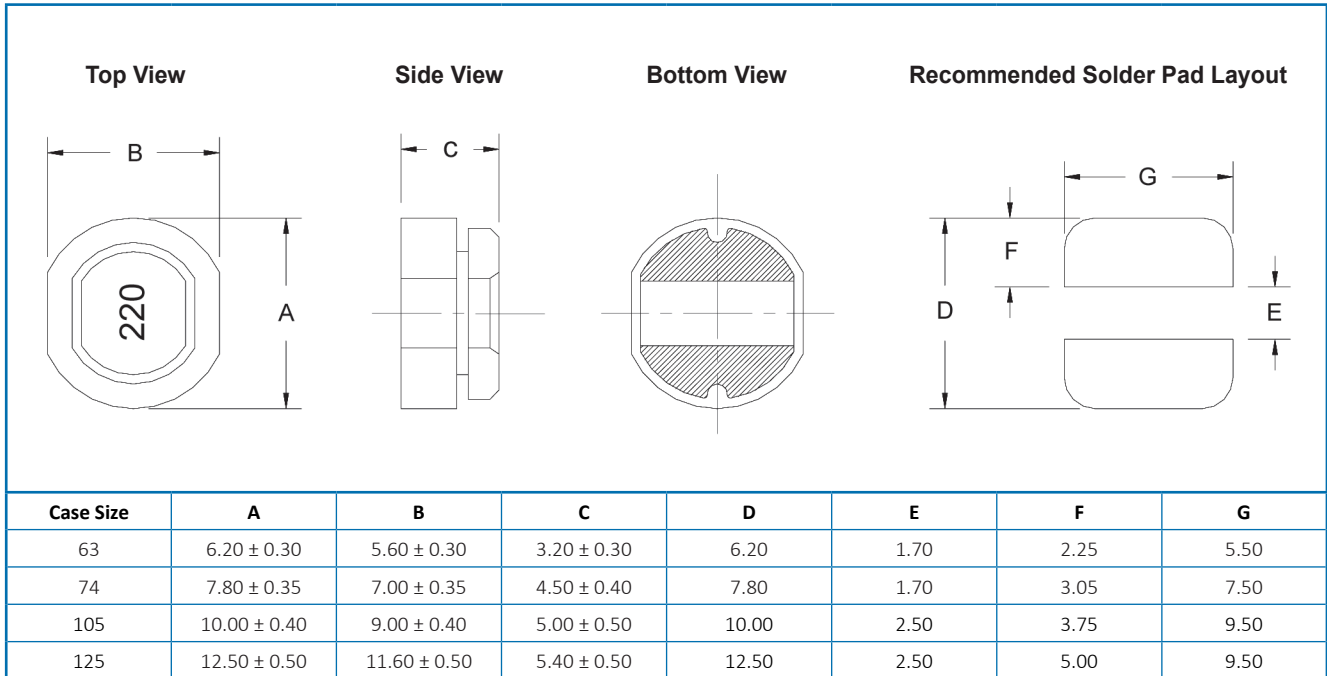
General Note

TT Electronics reserves the right to make changes in product specification without notice or liability.
All information is subject to TT Electronics' own data and is considered accurate at time of going to print.

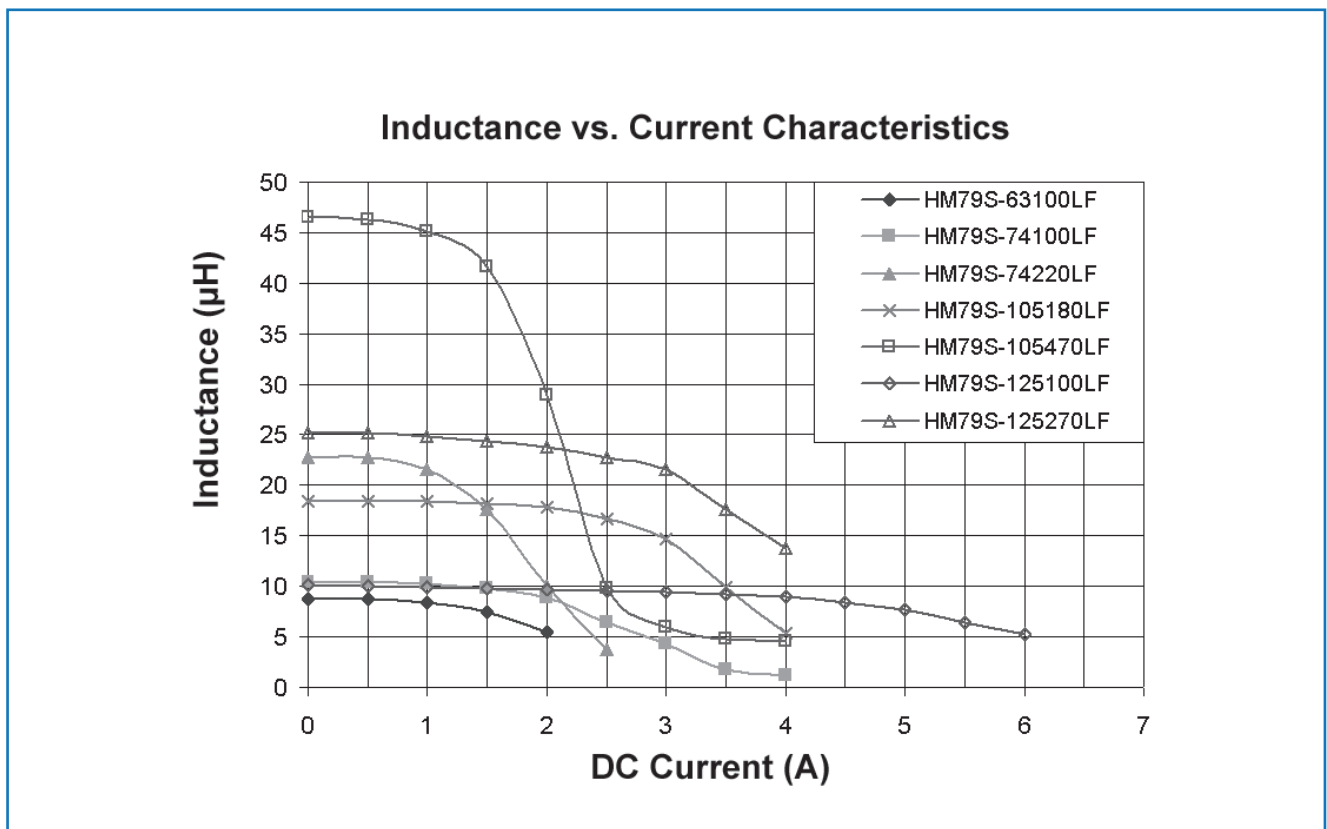
BI Technologies
A-1445, Jalan Tanjung Api
25050 Kuantan
Pahang Darul Makmur
Malaysia

Model HM79S

Outline Dimensions (mm)



Electrical Characteristics @ 25°C



General Note

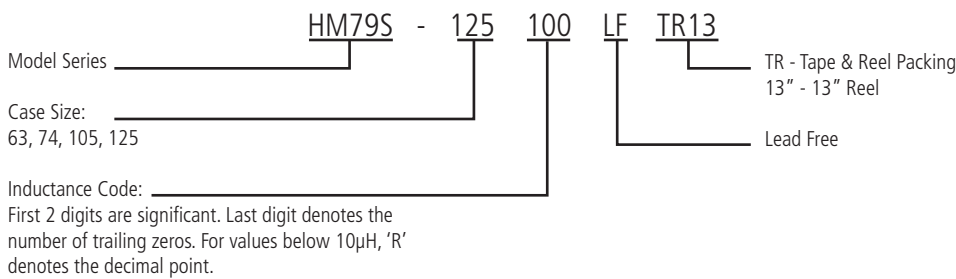
TT Electronics reserves the right to make changes in product specification without notice or liability. All information is subject to TT Electronics' own data and is considered accurate at time of going to print.

Model HM79S

Packaging

Embossed Tape & Reel				
Standard	Reel:	Diameter:	=	13" (330.2mm)
	Capacity:	Case size 63	=	2000 units
		Case size 74	=	1000 units
		Case size 105	=	500 units
		Case size 125	=	500 units

Ordering Information



General Note

TT Electronics reserves the right to make changes in product specification without notice or liability. All information is subject to TT Electronics' own data and is considered accurate at time of going to print.