


General Purpose Axial Leaded Power Wirewound Resistor



PW Axial Series

OBSOLETE

- 0.10Ω to 30KΩ
- 3 watts to 25 watts
- ±10% or ±5% tolerance
- TC's from 300 ppm/°C to +5500 ppm/°C
- Lead free, RoHS compliant construction available

All Pb-free parts comply with EU Directive 2011/65/EU amended by (EU) 2015/863 (RoHS3)

Electrical Data

Type	Power Rating @ 25°C (watts)	Standard Resistance Range (ohms)	Standard Temperature Coefficient		Special Temperature Coefficients		
			+0.06%/°C over R range	+0.03%/°C over R range	+0.55%/°C over R range	+0.45%/°C over R range	+0.25%/°C over R range
PW-3	3	0.1 to 7.5K	0.1 to 0.99	1.0 to 7.5K	0.1 to 86	0.1 to 270	0.24 to 20
PW-5	5	0.1 to 8.5K	0.1 to 0.99	1.0 to 8.5K	0.1 to 68	0.1 to 300	0.27 to 22
PW-7	7	0.1 to 18K	0.1 to 0.99	1.0 to 18K	0.1 to 150	0.15 to 680	1.0 to 51
PW-10	10	0.18 to 30K	0.18 to 0.99	1.0 to 30K	0.1 to 240	0.24 to 1100	1.0 to 82
PW-15	15	0.18 to 30K	0.18 to 0.99	1.0 to 30K	0.1 to 240	0.24 to 1100	1.0 to 82
PW-18	18	0.18 to 22K	0.18 to 0.99	1.0 to 22K	0.1 to 200	0.24 to 1100	1.0 to 70
PW-22	22	0.27 to 18K	0.27 to 1.3	1.5 to 12K	0.15 to 360	0.36 to 1800	1.0 to 120
PW-25	25	0.27 to 18K	0.27 to 1.3	1.5 to 10K	0.15 to 300	0.36 to 1200	1.5 to 100

Physical Data

Standard Configuration				Alternate Configuration			
Type	L ±0.03 (0.8)	W ±0.03 (0.8)	H ±0.03 (0.8)	D Dia. ±0.002 (0.05)	E ±0.03 (0.8)	LL min.	F (ref.)
PW-3	0.88 (22.4)	0.31 (7.87)	0.31 (7.87)	0.036 (0.91)	0.38 (9.65)	1.44 (36.6)	0.063 (1.6)
PW-5	0.88 (22.4)	0.38 (9.65)	0.35 (8.89)	0.036 (0.91)	0.41 (10.4)	1.50 (38.1)	0.063 (1.6)
PW-7	1.39 (35.3)	0.38 (9.65)	0.35 (8.89)	0.036 (0.91)	0.47 (11.9)	1.50 (38.1)	0.125 (3.18)
PW-10	1.88 (47.8)	0.38 (9.65)	0.35 (8.89)	0.036 (0.91)	0.47 (11.9)	1.50 (38.1)	0.125 (3.18)
PW-15	1.88 (47.8)	0.50 (12.7)	0.50 (12.7)	0.036 (0.91)	0.63 (16.0)	1.50 (38.1)	0.125 (3.18)
PW-18	1.88 (47.8)	0.50 (12.7)	0.50 (12.7)	0.036 (0.91)	0.63 (16.0)	1.50 (38.1)	0.125 (3.18)
PW-22	2.50 (63.5)	0.50 (12.7)	0.50 (12.7)	0.040 (1.0)*	0.63 (16.0)	1.50 (38.1)	0.125 (3.18)
PW-25	2.50 (63.5)	0.50 (12.7)	0.50 (12.7)	0.040 (1.0)*	0.63 (16.0)	1.50 (38.1)	0.125 (3.18)

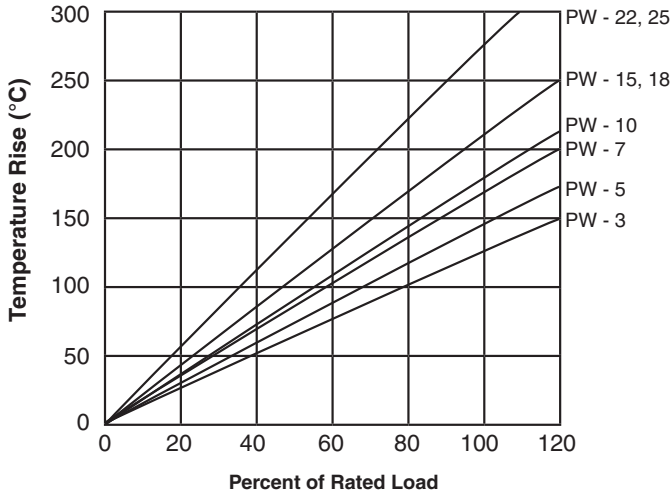
* Copper Clad Steel

General Note

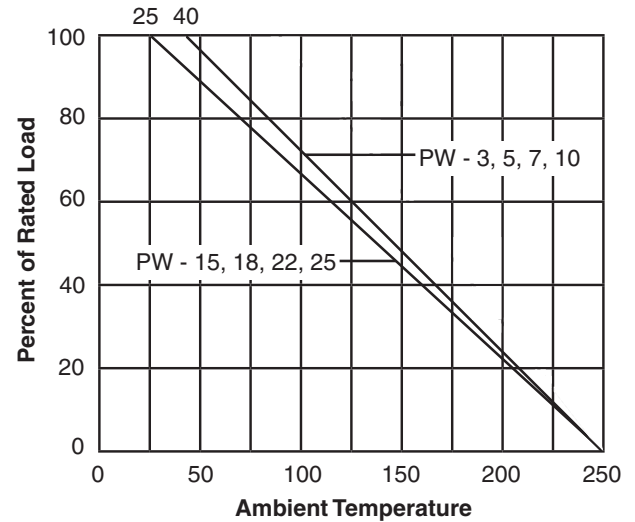
TT Electronics reserves the right to make changes in product specification without notice or liability. All information is subject to TT Electronics' own data and is considered accurate at time of going to print.

OBSOLETE

Temperature Rise Chart



Power Derating Curve



Ordering Procedure

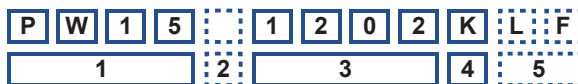
This product has two valid part numbers:

European (Welwyn) Part Number: PW15-12KKI (PW15, 12 kilohms ±10%, Pb-free)



1 Type	2 Configuration	3 Value	4 Tolerance	5 Packing & Termination Finish
PW3 PW5, PW7, PW10, PW15, PW18, PW22, PW25	Omit for Standard	R = ohms	J = ±5%	I = Standard packing & Pb-free
	A = Alternate	K = kilohms	K = ±10%	Bulk pack

USA (IRC) Part Number: PW151202KLF (PW15, 12 kilohms ±10%, Pb-free)



1 Type	2 Configuration	3 Value	4 Tolerance	5 Packing & Termination Finish
PW3 PW5, PW7, PW10, PW15, PW18, PW22, PW25	Omit for Standard	3 digits + multiplier	J = ±5%	Omit for SnPb
	A = Alternate	R = ohms for values <100 ohms	K = ±10%	LF = Pb-free
				Bulk pack

General Note

TT Electronics reserves the right to make changes in product specification without notice or liability. All information is subject to TT Electronics' own data and is considered accurate at time of going to print.